

# EUROPEAN ORTHODONTIC SOCIETY



Flat 20  
49 Hallam Street  
London W1W 6JN

Tel/Fax: +44 (0) 20 7637 0367  
Fax: +44 (0) 20 7323 0410  
E-mail: eoslondon@aol.com  
www.eoseurope.org

## 100 YEARS OF THE EUROPEAN ORTHODONTIC SOCIETY 1907-2007©

This document which commemorates 100 years of the EOS, is not only a history of the Society but of the development of orthodontics in Europe, and contains information that we hope you will find interesting and enjoy reading. The difficulty in such an undertaking is deciding what to keep in and what to leave out!

The Presidents of the Society were/are well known clinicians and researchers, many of whom who have influenced not only orthodontics in Europe but internationally. Thus we have included details of their life and careers, where available, and also reports and photographs of the annual meetings. We hope that you will take time to read the Presidential addresses that were given in the formative years of the Society, the contents of which are still of relevance.

Also contained in the history are important changes in the Society and information on the various awards that are given to promote research and details of the Honorary Officers of the EOS who all gave (and still give) their time and expertise without financial remuneration.

Normally, when reading a book, the section on acknowledgments is merely given a cursory glance. However, this history could not have been produced without a great deal of assistance, not only from the past presidents but from members, colleagues and universities throughout the world. However, we would particularly like to thank the following for their most valuable contributions: Anders Mailling Aaboer (Kolding Kommune, Denmark), Rachel Bairstow, (British Dental Association), Simon Chaplin (Royal College of Surgeons of England), Bill DeKock, (USA), Hildegard Eschlen (University of Zurich, Switzerland), Inger Kjær (University of Copenhagen, Denmark), Johannes Kirchner (University of Vienna, Austria) Reincler Kuitert (University of Amsterdam, The Netherlands), Connie Jakobsen (University of Aarhus, Denmark), Sheldon Peck (USA), Sue Pender (University of Liverpool, U.K.) and Ann Wright and Tony Kearney (British Orthodontic Society).

Whilst we have endeavoured to ensure that the information provided is accurate, if you are aware of any errors or can provide further details, or the names of any of the delegates shown in the photographs then we would be delighted to hear from you as this will be of benefit when the history of the Society is written in 2107!



## ***100 YEARS OF THE EUROPEAN ORTHODONTIC SOCIETY 1907-2007***

The European Orthodontia Society (EOS) was founded on the 16<sup>th</sup> May 1907 by 10 Charter Members: Barrows (Berlin), Bunker (Dresden), Giusti (Leipzig), Grünberg (Berlin), Kennedy (Berlin), Law (Berlin), Lundström (Göteborg, Sweden), Pflüger (Hamburg), Watling (Berlin) and Zeliska (Vienna, Austria).





**Edward Doane Barrows (1871-1935)**

(1895 student photograph of Dr Barrows courtesy of the Center for the History of Medicine, Francis A Countway Library of Medicine, University of Harvard, Boston, USA)

Dr Barrows was born in West Hampden, Maine, USA and died in London, U.K. He obtained his DMD from Harvard Dental School in 1895 and LDS RCS Eng in 1915. Dr. Barrows married Annie Rigby of Chaldon, Lancashire, on the 8<sup>th</sup> February, 1899 at Ormskirk. By 1919 he was living in Wimbledon and had a practice at 71 Harley Street, London. During World War I, he worked with the Red Cross, looking after the U.S. flying camp at Hounslow, Middlesex, and was for many years a corresponding secretary of the Harvard Dental Alumni Association.



71 Harley Street, London W1



**Jane G. Bunker (1856-1950)**

(Photograph courtesy of Dr Norman Wahl)

Dr Bunker was born in Illinois and died in Los Angeles, USA. She was a graduate of Angle School of Orthodontia, St. Louis in 1904. She was a charter member of the Eastern Association of Graduates of the Angle School. Following her graduation she immediately moved to Berlin. In the 1920's she was practising in Brooklyn, New York. She was a founding member of the New York Society of Orthodontists in 1921 and in 1926 served on the Ladies Committee at the 1st International Orthodontic Congress.

**John Joseph Giusti (1869- ?)**

Dr Giusti obtained his DDS from the University of Michigan, Ann Arbor, USA in 1890. He married Minnie (Mina) L Gutzkow (1876-?) of San Francisco, California in 1893. There were two children from the marriage: Arndt and Victor. From 1907-1914 he resided at Esmeralda 305, Buenos Arias, Argentina, and in 1925 at 1770 Fell Street, San Francisco, USA.

Feb. 17/99

To the Dean of the Law School  
Ann Arbor  
Michigan

Dear Sir—  
I am a  
graduate of the Civil  
Dept. of the U. of M. of  
the Class of '90 and  
graduating the same

wish to find was  
I think a graduate  
of the Law Dept. of '90.  
I have forgotten his  
name and write to  
ask you if you will  
kindly mail me a  
list of the '90 graduates  
of the different departments  
of the Class of '90 among

year meet several  
Japanese in Japan  
demanded like I found  
up in the Orient where  
I now reside being  
in San Francisco at  
the present as a visit  
and returning to the Orient  
the end of March. The  
Japanese whom I

The Japanese. ✓  
Kindly address me  
at 28 Columbia Square  
- San Francisco, Cal.  
and greatly oblige  
Very truly yours—  
J. J. Giusti.  
(Giusti)  
5 April 99

(Letter dated 17 February, 1899 from Giusti to the Dean. Courtesy of the Bentley Historical Library, University of Michigan)



### **Joseph Grünberg (1875/6-1932)**

(Photograph reproduced with permission of the Dental Museum of the Bernhard Gottlieb Dental Clinic, University of Vienna, Austria)

Dr Grünberg appears to have been born in either Spitzintzy or Kiev, Russia, and died in Berlin, Germany. He graduated from the Angle School of Orthodontia, St. Louis in 1905. On completion of the course he went to Chicago and to the historical laboratories at Northwestern University Dental School. He was a friend of Albin Oppenheim. He translated Angle's book on 'Malocclusion of the teeth' into German for the 1908 and 1913 editions. He invented the Symmetroscope, which he published in Angle's 1913 German edition.

First Name:	Joseph	
Last Name:	Grünberg	
Ethnicity:	Russian-Hebrew	
Last Place of Residence:	Berlin, Germany	
Date of Arrival:	Oct 18, 1909	
Age at Arrival: 33y	Gender: M	Marital Status: S
Ship of Travel:	Prinz Friedrich Wilhelm	
Port of Departure:	Bremen	
Manifest Line Number:	0003	

(Extract from the manifest of alien passengers for the U.S immigration officer at the port of arrival - Ellis Island)

### **George Allen Kennedy (1872- 1936)**


Dr Kennedy was born in Waterloo, Indiana, USA and died in Berlin, Germany. He married Jane Fossett Fakler of Philadelphia in 1932 in Berlin. Kennedy graduated from the School of Dentistry, Western Reserve University in 1895 where he listed his hometown as Mount Vernon, Ohio.



**William Law (1876-1920)**

(Reproduced from the American Journal of Orthodontics 1959, 45 (5): 371-376)

Dr Law graduated from the University of Michigan Dental School and then the Angle School of Orthodontia in St Louis in 1903. He moved to Berlin in 1906 where he set up a practice at In den Zelten 18a. He was the principal originator of the EOS, which was based on the new American Society of Orthodontists founded by Edward Angle in 1901.



**Axel Lundström (1875-1941)**

(Photographs and information courtesy of Professor Anders Lundström and Dr Fredrik Lundström)

Dr Lundström was born in Sweden. He obtained his upper secondary school leaving certificate in 1895 and then practised for one year at the dental clinic of Dr V Bensow in Gothenburg. He obtained his dental degree at Karolinska Institutet in Stockholm 1898. He then worked in his own office as a general dentist on the west coast of Sweden. In 1908 he moved to Stockholm where he opened a private office which, after a short time, was limited exclusively to orthodontics. He made several trips to the USA to

meet Angle and other experts in the field and in 1907 he worked and observed informally in Dr Angle's office.

He was secretary of the Swedish Dental Society (1908-1909), and was for many years the editor of the Swedish Dental Journal. Dr Lundström wrote approximately about 50 scientific papers in the field. In 1923 he presented his dissertation for a doctoral degree at Karolinska Institutet entitled 'Malocclusion of the teeth regarded as a problem in connexion with the apical base'. He was appointed associate professor in orthodontics at the Dental Institute in Stockholm in 1935 whilst continuing to operate a private practice. He became an honorary member of American Society of Orthodontists 1930 and was a corresponding member of many organisations in Europe as well as the USA.

As well as his important contributions to orthodontics, he had an interest in zoology and an impressive collection of ivory miniatures of lizards and frogs.

### **Moritz (Maurit/Monte/Martin) Pflüger (1877- )**

Dr Pflüger was registered as a dental surgeon in 1900. He graduated from the Angle School of Orthodontia in 1904 and received his doctorate degree in Kiel in 1922. He was a classmate of Jane Bunker. In 1900 he published an article on 'Valeur comparative de l'Énucléation et des Opérations susceptibles de la Remplacer'. He had a dental clinic in Hamburg from 1914. In 1919 the Hamburg government founded a university with a medical faculty and a dental school where, together with others, Pflüger taught in the first course on preclinical prosthetics. From 1920-1934 he was director of the General Hospital, Eppendorf Hospital.

It appears that in 1933 together with his brother Hans, who was director of the Brauer Dental Research Institute and a member of the S.S., Pflüger participated in the intrigues against Professor Guido Fischer that resulted in Fischer's removal from his position. The records show that although Pflüger was on the top of the university list for appointment to Professor, he was not appointed by the higher officials.

### **Lee Aldelbert Watling (1870-1922)**

Dr Watling (son of Julius La Fontiane Watling and Harriet Collar) was born in Ypsilanti, Michigan, USA and died in Munich Germany. He graduated from the University of Michigan in 1900. He was married to Carmen Amalia Gayen Hartmann of Malaga, Spain.





(Extract from the Ann Arbor Times, Courtesy of the Bentley Historical Library, University of Michigan).



**Franz Zeliska (1873-1944)**

(Photograph reproduced with permission of the Dental Museum of the Bernhard Gottlieb Dental Clinic, University of Vienna, Austria)

Dr. med Zeliska was born in Dörfel, Kreis Reichenberg, Austro-Hungarian Monarchy (today North Bohemia) and died in Klosterneuburg, Lower Austria. In 1898 he was appointed medical doctor, specialisation for dentistry, and in May 1903 obtained his DDS from Philadelphia Dental College, USA. From 1926 -1931 he was President of the Verein Österreichischer Zahnärzte – Austrian Association of Dentistry, today the ÖGZMK.

*1907 - 1<sup>st</sup> Annual Congress*

*President: William G Law*

*Date: 27-28 September*

*Venue: Grand Hotel de Russie, Berlin, Germany*



Grand Hotel de Russie (© Landesarchiv Berlin)



Restaurant-Haus etc.



Clayton's

*Berlin,  
am Bahnhof Friedrichstraße  
Grand Hotel de Russie*

Minutes of the first meeting of the European Orthodontic Society held at Berlin Grand Hotel de Russie Sept 27<sup>th</sup> 1907  
 Dr J. Law in the chair. Present: Dr Kennedy, Barrows, Bunker, Lundström, Grünberg and Watling.  
 Business meeting was called to order at 10.15 AM.  
 The Constitution and by laws were read and adopted. Motion made and seconded by Dr Kennedy that the papers be given for publication to the Director General, Dr Grünberg, and the German Orthodontic Society. Meeting was adjourned until the next regular meeting.  
 Done

At 11.30 the president Dr Law delivered an address.  
 Afternoon was devoted to papers as follows:  
 Dr J. Kennedy, Berlin  
 The future of orthodontics in Europe  
 Dr J. Lundström, Sweden  
 The distinctive features of Russian dentures as demonstrated by comparative occlusion  
 Dr J. Grünberg, Berlin  
 The horizontal curve of the teeth and  
 Dr W. Haydn, Sweden  
 Dr J. Law, Sweden  
 The retention of Class II Cases  
 Dr A. B. Swanson, Sweden  
 Prochelis vs. Utration

Adjourned Sept 29<sup>th</sup> 1907  
 Dinner held at Dr Law's office  
 Dr W. Haydn, Sweden  
 "Prophyllactic plates"  
 Dr Law  
 Dr Law's impressions  
 Communication of some papers of collection  
 Report of Council  
 Julian Grünberg, Sweden, talks  
 Society business meeting held at the Hotel de Russie on Sept 29<sup>th</sup> 1907.  
 It was voted and carried that the next regular meeting be held at Berlin the last Friday and Saturday of Sept 1908.  
 Moved and carried that the present officers continue their respective offices for the coming year.

The following board of board of officers was elected:  
 Dr Barrows for three years  
 Dr Lundström for two " "  
 Dr Bunker " one "  
 Moved and carried that Dr Wright be made an Honorary member of this Society.  
 On motion meeting was adjourned -  
 Done

Minutes of the first meeting

## EUROPEAN SOCIETY FOR ORTHODONTICS (EUROPEAN ORTHODONTIA SOCIETY)

The first meeting of the EOS took place at the Hotel de Russie with Dr Law in the chair.

Others present were Kennedy, Barrows, Bunker, Lundström, Grünberg and Watling. An address was given by the President and papers were read by Kennedy, Lundström, Grünberg, Haydn and Law.

The Office of this year 1907/08 consists of the following functionaries;

Dr. William G. Law (Berlin), President  
Dr. George Kennedy (Berlin), Vice President  
Dr. Leo A. Watling, Secretary and Cashier

Apologies for absence from: Giusti (Leipzig) and Pflüger (Hamburg).

The president, Dr. Law, opened the meeting with the following address:

‘Today’s date is important for all of us who participate within Europe in the advancement of the great art and science of orthodontics. It marks, so we hope, the start of a new era, in which, expending all our might and ability, show new roads in the practice and study of this extremely important branch of dentistry.

It has only been a few months ago since the first steps for the foundation of this society were undertaken and today we are sure, that with this foundation we have not made an error of judgement. We all feel it quite clearly that this society will develop into a significant force bringing health to the society and it will assert itself within the international scientific societies.

We did not restrict membership to specific nationality nor to their specific academic rank, but we allow everyone access, who have recognised the importance of orthodontics and who have a deeper interest in the advances of it, and who have the ability to regulate (straighten) teeth successfully.

In Europe currently several scientists are seriously engaged in this and I am hoping that these will become members of the society, join their interest with ours, and let us make use of their knowledge. You have today accepted our constitution, which were developed using the ones, which the American Society of Orthodontics possesses, as a template. We did our best to use the same basic principles, naturally with some small changes, which were made to fit into the European circumstances.

Although, in the last years the advances of orthodontics have been significant, it has not yet reached, neither as a science nor as an art, the uttermost perfection. There are still some very important questions, which are still waiting to be resolved. Only once these questions have been answered, then will be the day when orthodontics will have reached the height of a clear and exact science.

The irregularities, which we count to the second class (Class II malocclusions) give us the greatest difficulties during treatment; and as long as we are not clear about the circumstances of those cases, for as long as we do not all work with the same principles which have been recognised as correct, we simply cannot call orthodontics a science. But I hope that there will soon be a time where we will have surmounted the difficulties. We must not walk in the dark! Instead of assumptions there must be certainty and precision.

Please do not forget that the occlusion is the basis of all orthodontic operations and once established you must observe and consider the other very important aspects. The problem of the mesio-distal movement of the jaws within the residual facial skeleton should be carefully studied by scientific exploration initially, which could lead to more sensible operations being undertaken and thereby resulting in better outcome.

We Europeans must be grateful to the ‘Angle School of Orthodontia’ for inspiration and teaching of the subject of orthodontics, and we looked up with awe and thank the man, who with iron-like endurance and research, helped by many faithful students, gave experts from around the world the belief and insight that orthodontics is a big and important specialty, which should be executed as such in order to achieve satisfactory results. This dream thought by Dr Angle is close to its fulfilment now.

Our American colleagues have already overtaken us and they have two big societies namely 'The American Society of Orthodontists' and 'The Alumni Society of the Angle School of Orthodontia'. These societies' achievements are outstanding and in each year, from their midst, come men who under exclusion of all other parts of dentistry choose orthodontics as their own exclusive specialist interest. The Alumni Society has recently published a specialist journal, which is known as 'The American Orthodontists' and its first issue has just fallen into our hands. I am expressing a hope that our society will support this publication by supplying articles as well as subscribing in great numbers.

Let us then go to work with new vigour! This meeting should be the first in a long series of gatherings, which should allow us to work even more intensively and to engulf us deeper into the mysteries which we are trying to explain. Only when we are able to diagnose, treat and retain all anomalies of the occlusion properly, only then will we be able to bring even better well-being to the children, who we are trying to protect. Our society will be used for what it was called into life for, so it can help to bring orthodontics within Europe to blossom and grow to a truly blessing might.'

It was agreed that the reports of the Society will be, according to the decision of the society, published in the following journals; in German in 'Oesterreichisch-ungarischen Vierteljahrsschrift für Zahnheilkunde' and in English in 'The Orthodontist' and in Swedish in 'The Reflector'.

\*\*\*

Now the greeting words written by Edw. H. Angle from St. Louis were read:

Dear gentlemen of the Society of Orthodontists in Europe!

My friends!

With great delight I learnt some time ago from my friend, Dr Law, that your society has been founded, and at the same time I was honoured to contribute to your first meeting.

I regret that I can do no more for you at this point in time but to share my undivided sympathy and give you my cordial, full support and my belief that the foundation of the society was very wise and important. I am convinced that you will write history to a greater extent than you can imagine now.

Even many years ago I was convinced that orthodontics is a huge and important branch within the whole of medicine. It must be studied extensively and must be exercised as a specialty and only then will it take its place in the healing profession which it rightfully belongs. I myself have worked patiently and seriously so that we can be recognised as a specialty.

It is now good to see how, in America, orthodontics follows its pre-described path in which it makes wonderful progress: and it is even more invigorating to see the shining works of some orthodontic specialists in America.

A great number of very difficult cases, which previously, due to superficial work and poor ability would have led to failure and poor treatment outcomes, can now be treated with ease successfully. We also have the satisfaction that this work is redeemed highly by intelligent parents and patients and that the reason for this acknowledgement are the clearly visible advances of health, speech and beauty, which are realised by the patients as soon as the work has been undertaken correctly.

Undoubtedly orthodontics in America will have a great future and what has been achieved already and will be achieved in the future is mainly due to the orthodontic societies. I am optimistic that your foundation of the society is timely and hallmarks an important epoch for dentistry in Europe. You will hopefully give all of your might to steer against the unfortunate conservatism of dentistry with regards to orthodontic operations in Europe.

If you cannot overcome the conservatism then Europe will be left behind by a wide margin and that it is already behind us is due to the sad fact that the specialists are not encouraged by the people who should be called upon that task: namely the leading elements of dentistry in the big cities of Europe whose rejecting behaviour appears very strange to us. Some outstanding dental personalities mentioned to me that Europe is not ready for orthodontics as a special science. This view of the subject, which is quite clearly wrong, was also prevalent in our society and a small minority still support this view today. The same European dentists also state that the wealthy will not pay as much for the same operations in Europe as the Americans. These statements are of course completely without foundation and lead us to wrongly characterise your compatriots. I once heard the expression from Robert Burdette; 'people love beautiful people'. This is very true and I am convinced that practical and intelligent Europeans, just as the Americans, will pay freely for everything that they deem necessary and which will so strikingly lead to health, increasing beauty and the happiness of their children such as the correct regulation or treatment of malocclusions.

The assumption that the public would pay for one category of dental operations, an appropriate sum, and not for another is quite clearly absurd. If we are quite rightly informed about the incomes of some dentists in Europe, it will not take a long time until the American orthodontists will have to increase their rate to keep on par with their European colleagues.

If it is true that Europeans do not want to pay appropriately for good orthodontic operations, then it must be the fault of the dentists. They are the advisors of the public and they have omitted to inform the parents of their small patients of the dangers of malocclusion and they have failed to inform them of the possibility of treatment and the subsequent advantages.

There once was a time where the same assertions by dentists in this country were stated, but it has been proven sufficiently how short lived their assumptions were and also in Europe quite soon those assumptions will be let *ad absurdum*. Nothing can propel a good cause as much as a society which makes it to its cause to sending competent and thorough specialists to all parts of Europe; who will through collegial co-operation with rhinologists and dentists achieve good things.

Only those who know the specialist's literature and their developmental history can rightly be called a specialist. Therefore I would recommend to you the immediate acquisition of a large orthodontic library, which will be of immeasurable value to the members of your society, on the one hand because you will be exempt from the embarrassment to invent and use appliances, which have previously been invented and published by others and on the other hand because authors of articles will be spared the suspicion of plagiarism.

For the addition to your library I take the liberty to present you with the first print of the VII edition of my own humble work, which I have assigned to your society. I will also send you a number of images, which will illustrate new principles of retention.

To conclude, may I now draw your attention to the fact that the human cannot make himself so useful as to contributing a part of his doing to the health and well-being of the colleague humans and only when you in sincere hard work and self-denial, separated and unified researching, put your service to the cause of orthodontics, will your society be blessed for bringing better health to the suffering mankind.'

## **1908 - 2<sup>nd</sup> Annual Congress**

*President:* William G Law

*Date:* 2-3 October

*Venue:* Berlin, Germany

Article III of the Constitution was amended to read that members of the Society ‘must be regular graduates of recognised dental colleges, either of the country to which they belong or of the country in which they are practicing.’

During the meeting the following members were elected: Drs Quintero of Lyon (×2), Dr Ramsay of Berlin, Dr Johannsen of Finland, Dr Lockett of England and Dr King of Leipzig. It was decided that a medal should be awarded to the person who presented the most original and valuable paper for the Society. It was also decided that the Society would exchange the transactions of the proceedings with the British Society for the Study of Orthodontics (BSSO).

**New Century Articulator.**  
(Fortsetzung.)

Die Gipsmodelle können nicht genau in dem Artikulator befestigt werden, wenn man nicht den

**Snow Face Bow**

mit in Verwendung zieht. Dieser ermöglicht es, die Modelle im Artikulator so zu befestigen, dass die Alveolarflächen zu dem Winkel des Unterkieferastes das richtige Verhältnis haben.



**PREISE:**  
N. C. Artikulator, geschliffen, mit 1 Paar Modellträgern K 15.30  
N. C. Artikulator, poliert, mit 1 Paar Modellträgern „ 18.15  
Modellträger, separat, per Paar „ „ „ „ „ „ 1.00  
Snow Face-Bow „ „ „ „ „ „ „ „ „ „ 10.20

(Advertisement in the 1908 Transactions)

## **1909 -3rd Annual Congress**

*President:* Axel Lundström

*Date:* 7-8 April

*Venue:* Hotel Kaiserhof, Wiesbaden, Germany



**Axel Lundström**

The President opened the session with the following address:

‘At one of the meetings of the BSSO a gentleman asked the President why a special Society had been formed, as he had always thought that Orthodontia was one of the routine duties of the dentist, and the same question might be supposed to have been raised at the foundation of the EOS. To be able to give an intelligent answer to this question I will take the liberty to briefly sketch the development of dentistry, not in its scientific aspects, but as regards its practice, *viz*: what has occupied the time of the dentist at different periods.

If we study the back numbers of the older dental journals and the proceedings of the oldest Dental Societies, we find that at different times different branches of our art have excited the chief interest. The discussions and papers of the earliest times are, at least in Europe, devoted to extractions and other surgical operations falling within the province of dentistry. Later on we find prosthetic work as having the greatest importance. From this period, are still surviving a number of older practitioners who devote all their time to prosthetic work.

Artificial teeth being in so many respects inferior to natural ones, and diligent inventors having devised instruments and materials, with which the natural teeth could be saved, we soon find numbers of the best men in the profession directing their energies towards operative work. The grand result of this is, that to a great extent the ultimate result of caries of the teeth, that is, their loss, is postponed for a number of years.

The teeth becoming to be regarded as more permanent organs than before, the irregular positions which they to often assume began to be considered as more annoying. Earlier, when they were looked upon as articles that would be soon lost anyhow, neither patients nor operators thought it worth while to expend any considerable time in correcting their positions. But the conditions being changed now, a very important problem is now raised for the dental profession to solve, and that is, how ought these cases of disfigurement best be treated.

Two plans have been suggested and both have had able supporters. One is that the practitioner of dentistry should be capable of treating the cases of malocclusion occurring in his practice. The other



that they should be taken care of by a profession specially trained in this work and giving all its attention to it.

The arguments for the former plan are that dentistry is a specialty in itself; that care of the teeth is the aim of dentistry and that corrections of malpositions also belongs to the care of the teeth; that patients prefer to be treated by their family dentist for all dental troubles, and do not like to be sent away; and that in many localities there is no possibility of having an orthodontia specialist.

Those who are of the opinion that orthodontia is a specialty and ought to be practiced as such, give good reasons for their views. As these are pretty generally known I will omit recapitulating them now. But will just add a few statements.

Anyone who has devoted any considerable time to the study and practice of orthodontia has no doubt been impressed by the fact, that it is very much more difficult to apply ones theoretical knowledge than to acquire this knowledge. Nothing in the whole province of dentistry appears so simple as orthodontia, as described by our best authors. But what has not to be gone through by the novice before he can with but moderate assurance of success handle his cases. The fact that it takes several years to see the ultimate results of treatment makes the acquirement of orthodontia training a somewhat lengthy process.

In a general dental practice the number of cases of malocclusion, which will apply for or consent to treatment in a year are, as a rule, not many. So if a dentist only treats these cases it will take a good many years until he can be considered a competent orthodontist. And the chances are, that in some years he will be able to only treat one or two. It is evident then that his training will take a very long time.

Orthodontia is pretty generally considered to be a most exacting and difficult branch of work. It will therefore be necessary for the man, who wishes to become prominent to secure patients outside his own practice if he be a dentist. And the difficulty to do this is one of the most weighty arguments for limiting the practice to the specialty alone.

No doubt most dentists soon find out that the benefits they receive for correcting irregularities of the teeth are a poor remuneration for the trouble this work causes. But it is rather risky to refer the patients, mostly children of relatively well to do people, to another operator who also fills teeth. There is always the possibility of their taking a fancy to the other man, and the chance is that the patient is lost. And it is well known that children are the very best patients, often returning for treatment every year of their lives.

But with an exclusive specialist the case is entirely different. The patient understands from the beginning that the man to whom he is referred does no other operative work, and the man who refers has a kind of assurance, that like patient must believe that the orthodontist is less competent to fill teeth than himself. But if the orthodontist does other dental work, the operator may fear that he himself may be considered as merely being not up to date.

If exclusive specialization from the standpoint of professional reputation among patients is desirable, it is still more so in its technical and practical aspects. No doubt there are men, who combine the different branches of dentistry and are successful in all. But even these brilliant men would do better work if they limited themselves to one branch. And we must remember that few of us are brilliant. The members of the profession of dentistry, and, I suppose, of all other professions and trades are mediocrities. The very best work we can do is none too good. And I believe it has been the invariable experience of all who have tried orthodontia combined with dentistry and alone, that the quality of work effected by the latter method is without question superior. At least my own experience has been such. If you are hard pressed there is such a temptation to postpone the regulation cases instead of immediately doing what ought to be done, and the orthodontia treatment, which at best is long and tedious for the patient is still more prolonged.

An argument frequently raised by dentists against referring orthodontia cases to another man is that they cannot afford to miss the fees. I believe that it is even to their business interests not to do this work. Unused to the work as they are the income per hour will probably be less than if they during the same time undertook work they are more accustomed to for a lower fee than they ordinarily charge. And few dentists have not among their clientele a number of patients for whom from economical reasons work has been left undone. It is my conviction that if the dentist would give his surplus time to this he would be financially better off, than if he now and then has a shy at a malocclusion case, especially as the best paying of these cases soon find out the orthodontist in spite of their dentist's advice.

The reasons for specialization being so many it seems natural, that the sooner the general practitioners of dentistry realize, that it is to the true interests of both patients and themselves to refer their cases of malocclusion to the specialist. And it does indeed seem strange that there are so few orthodontia specialists in Europe. That the field is great is my firm conviction. I would therefore conclude this somewhat lengthy address by advising you to start pure specialization as soon as ever you can.'

### **1910 - 4<sup>th</sup> Annual Congress**

*President:* Josef Grünberg

*Date:* 6-8 October

*Venue:* University Institute of Dental Surgery, Vienna, Austria

The 4<sup>th</sup> Congress was a joint meeting with the Orthodontische Gesellschaft under the presidency of Rudolf Loos of Vienna. A total of 50 delegates attended the meeting, of which 12 were EOS members.

#### **Grünbergs Lötlampe**



Alle Lötungen an Regulierungsapparaten werden frei ausgeführt, das heisst die zu lötenden Gegenstände werden direkt oder mittels kleiner Hilfsvorrichtungen zwischen den Fingern gehalten.

Dies ist aber nur dann möglich, wenn die Hände mit dem Kleinflingerballen auf dem Tisch ruhen und so den übrigen Fingern eine sichere Stütze bieten können. Da ausserdem die Gegenstände beim Verlöten bald von oben, bald von der Seite beobachtet werden müssen, ist es notwendig, die Flamme in vertikaler wie auch in horizontaler Richtung zur Wirkung kommen zu lassen.

Diesen Forderungen genügt vollauf die hier abgebildete Lotlampe für Gas. Die tiefste Stellung — wie abgebildet — beträgt 6 Cm., doch kann sie bis zu 9-5 Cm. ausgezogen werden.

Der Hahn A ist für die Gaszufuhr bestimmt, der Hahn B für die Luftzufuhr.

Preis K 21.60.

**Grünbergs**  
elektrischer  
**Vergoldungsapparat.**

Dieser in jeder Größe  
erfindungsgemäße  
Apparat eignet  
sich sehr leicht für den  
gebrauch und ist  
ganz einfach zu  
bedienen.  
Die zur Beschleunigung  
der Stromstärke ange-  
brachte Lampe dient  
gleichzeitig als Wasser-  
speicher für die Ver-  
goldungsbatterie.  
Für an dem Apparat  
angebrachte Elektroden  
erzeugt die Be-  
leuchtung der Stromstärke je nach der Höhe der zu  
geleitenden Flüssigkeit und gestattet somit, die Vergoldungs-  
geschwindigkeit zu bestimmen oder zu verlangsamen. In  
seinem Aufbau ist die  
Lampe bei Einstellung  
in die Leitung und in der  
Erleuchtung des Bades  
als eine sehr gute  
einstufige Funktion des  
Apparates.  
Bei Bestellung sollte die  
Höhe der Stromspannung  
angegeben werden.  
Preis K 60,--.

**1911 - No meeting**

**1912 - 5<sup>th</sup> Annual Congress**

**President:** Edward D Barrows

**Date:** 3-4 April

**Venue:** Brussels, Belgium

Papers were read by Hans Hecht of Berlin on the ‘The dynamics of the expansion arch’, Coebergh of Utrecht on ‘The normal dental arch’, Anema of Paris on ‘Expansion during the period of shedding’ and Hipwell of Paris on ‘Case of practice’.

The president proposed that the proceedings should be published in more than one dental journal in order to achieve a wider range of readers. It was also decided that the office of secretary and treasurer would be separated so there would now be four members on the board rather than three.

## ***1913 - 6<sup>th</sup> Annual Congress***

*President: René Anema*

*Date: 11-14 May*

*Venue: Medical Association of London, Cavendish Square, London UK*



**René Anema (1875-1947)**

Dr Anema was born in Franeker, The Netherlands but lived in Paris. He was a student at Chicago from 1894-1895 where he obtained his DDS.

The Transactions of the Congress were printed in advance and handed out at the Congress in German, French and English. Dr Anema wrote that the Congress was a success, all the more in comparison with the previous one in Brussels. He was appointed to hold the meeting in the following year'. He even translated the discussions to facilitate following, to avoid national sensitiveness, and to improve mutual understanding.

### *Presidential address of Dr Anema*

The address I have the privilege to deliver will be short, and in the form of a causerie, a talk, to avoid fatiguing you before hearing the excellent work of the men to follow.

'Carpenter and blacksmith are different handicraftsmen, so are orthodontist — the man who does nothing else but straighten teeth — and dentist. Orthodontia, the art of regulating the denture, is interesting from different points of view. One can study from it the beginning of a handicraft. Now don't become cross because I am insisting on the word 'handicraft'; I will change it soon for profession, but handicraft I need for the moment to develop my thought.

As a separate handicraft, orthodontia was unknown at the beginning of this century. Yes, perhaps two men had at the end of the foregoing century, in America, limited their practice to regulating teeth. Now

there are over 80 men who do nothing else but straighten teeth; the majority in America; only seven in Europe — five in Berlin, none in London.

Why does the orthodontist, as a specialist, exist? Of course, because he likes the work. And why does he like the work? Because of the possibilities of cure and of the demand for regulating crooked teeth. Did not crooked teeth exist before the beginning of this century? Certainly they did but the possibilities of straightening them were limited. Also did we have many erroneous ideas — teeth too large for the jaws and jaws too small for the teeth is one of them.

Books had been written on the art of regulating the denture, but nothing really practical had been the result of all these honest and assiduous efforts. And besides, orthodontia suffered under the influence of old-fashioned dentistry and the old-fashioned dentist — *l'arracheur des dents* — the tooth-puller — the man who liked to pull teeth; he could not get away from it. However, scientific and technical progress attacked the tooth-puller, as in surgery progress attacked Bob Sawyer, the apprentice of the old-fashioned surgeon, the 'Saw-Bones' Sawyer — one of the jolliest types of Dickens. Lister and Pasteur cooperated in beating the 'Saw-Bones'. The tooth-puller pulled a sound tooth that happened to grow inside the dental arch, or another tooth that grew outside of the arch, and believed that he had done well. The jaws still more fell together, the roof of the mouth failed to further develop, it contracted still more, and so did the nasal space — because the roof of the mouth is the base of the nose. Instead of pulling the eye-tooth outside the arch, or the front tooth inside the arch, he should have made room for it by enlarging the jaw. The jaw, then helped by the influence of normal function, chewing, would have followed its normal growth, and so would the nose. The nose and breathing space becoming larger would have given less chance for a growth of adenoids to develop and also for other obstructions in the nose and the naso-pharynx.

Now, here we find in a few words the role of the orthodontist, i.e., to help the nose doctor — even going so far as to make his life miserable in trying to make him superfluous, by enlarging the breathing space through the nose, by enlarging the roof of the mouth, by trying to prevent adenoids. Besides, we know that straight teeth are less apt to decay; one can also chew better with straight teeth than with those placed haphazardly in the mouth, and the voice becomes clearer.

But I started to speak about orthodontia as a separate handicraft. This is interesting. There are some who not recognize a handicraft — by the way I recall to your memory the etymology of the Greek word 'surgery', meaning handicraft. I then said that some will not recognize a handicraft or profession, notwithstanding it is existing, as for instance, some physicians, practising dentistry, will not recognize dentistry and the thousands of dentists existing, because it does not fit in with their way of thinking. Humanity is amusing. But before I forget, a month ago I had a call of one of the most renowned dental educators in the United States. I mentioned to him the work of our Society and spontaneously he expressed as his opinion that one of the great causes of irregular teeth was the physician and the dentist, and especially the physician and surgeon — more so in Europe than in America. Let me add that my friend possesses both the degrees, medical and dental, therefore he may be considered as impartial. In Europe, he explained, the public is specially unfortunate, the physician is supposed to know all about dentistry, and he has not mastered the necessary technique to save teeth, therefore he pulls them — in children as well as in adults. Especially extraction of baby teeth has very bad results. We know how the pulling of baby teeth prevents the normal growth of the jaws. A baby tooth too soon extracted gives the adjoining teeth the opportunity to fill up the hole, and a new tooth to come in finds its place taken. The new tooth finding its place taken, now has to cut either inside or outside of the dental arch.

In America, my friend says, the physician and surgeon knows his sphere better; he leaves the tooth to the dentist. Now in this last saying, there may be a little Chauvinism, but still I believe there is truth in it also. So far, my esteemed master.

Now, what is the reason that regulating of teeth finds so little place even in a pioneer dental practice? There are different reasons for it. If I say that it does not pay in a dental practice to regulate teeth, then I get those against me who do not like strong words. And still, I believe it is true; it does not pay because stoppings, crowns, bridges and artificial teeth on plates take in a busy dental practice all the time of the dentist; the patient and the dentist see the results quicker; also there are more decayed teeth to stop and artificial teeth to make than there are dentists to do so. Then it needs a special technique for regulating teeth. And here — *nous revenons a nos moutons*: we come back to the comparison of the carpenter and the blacksmith. In my opinion for a dentist, and he must not be too old, to become an orthodontist, takes two years, the same as it would take for a watchmaker some time to become a good electrician. This many dentists refuse to believe and they are very honest in their opinion that a dentist should also be an orthodontist. But if you could look over their patients, then you would not fail to discover that these excellent dentists are no orthodontists; in their practice there remains any number of irregular dentures and of narrow jaws untreated. They do not see cases of crooked teeth and narrow jaws, or yes, perhaps they do see them but they do not look at them. In the same way as the Japanese see nudity without looking at it, as Chamberlain says — the English author on Japanese life.

Now, Gentlemen, it also has been said that ‘Nothing is altogether true, not even this’ and I am glad that at once I can bring about a proof of this paradox — that is, that I have said things in the foregoing that are not altogether true. The proof is the presence of so many earnest and devoted practitioners and scientists, non-orthodontists, who have come from different parts of Europe to this beautiful city, to join with a few orthodontists in a most earnest effort to work on the development and progress of orthodontia.’

The EOS records show that in 1913 the practices of Anema, Bunker, Grünberg, Johansen (Finland), Law, Lundström and Rubbrecht (Belgium) were limited to orthodontics.

### ***1914 - 7<sup>th</sup> Annual Congress***

*President:* René Anema

*Honorary President:* Edouard Charles Godon

*Date:* 28-29 July

*Venue:* Hotel Continental, Paris, France

The opening was held at the L’Ecole Dentaire de Paris with Dr Edouard Charles Godon as Honorary President.



**Edouard Charles Godon (1854-1923)**

Dr. Godon was born in Paris France. In 1871 he commenced an apprenticeship in a dental laboratory and continued his education in England. He founded the Paris Dentist Group in 1879 and the Paris Odontological Society in 1882. He graduated as a dental surgeon from the Medical Faculty of Paris in 1894 and subsequently held positions as Director of the dental school in Paris, Chief of Clinics, Associate Professor and Professor of Clinical Dentistry.

He was Secretary of the 1st International Dental Congress in Paris in 1899; Vice-President of the World's Columbian Congress in Chicago in 1893, Honorary President of the 3rd National Dental Congress in Paris 1896, President of the 3rd International Dental Congress in Paris, Founder and President of the Federation Dentaire Internationale 1900, recipient in 1901 of the Degree of Medicine, from the Faculty of Medicine, Paris, Honorary President of the International Dental Congress in Saint Louis, Missouri, USA 1904 and in 1912 Recipient of the Miller Memorial prize medal from the F.D.I. Congress in Stockholm, Sweden. In 1921 Dr Godon was awarded the 'Officer of Legion of Honor'.

During the Congress it was announced that war had broken out. On returning to Paris, Dr Anema transformed his Ford into an ambulance and drove to the front to offer assistance. He initiated the founding of the 'Hospital du Val de Grâce' and was honoured by the French government (see below):

Samedi 17 Juillet 1920

MINISTÈRE DES AFFAIRES ÉTRANGÈRES

Le 21 Mai et le 16 Juin 1920, la médaille de la Reconnaissance française, est conférée à :

Mr. Anema ( René ) de nationalité néerlandaise, docteur en chirurgie dentaire du collège de Chicago : a spontanément et généreusement apporté son aide à nos blessés et aux populations du Laonnois; a fait à partir de 1915, aux États-Unis, une propagande active qui a eu pour résultat la fondation à Paris d'un hôpital pour blessures à la face, dans lequel il a pris service; est passé ensuite au Val-de-Grâce où il est resté jusqu'au moment de l'armistice; s'est fait partout remarquer par son dévouement.

*Translation:*

**OFFICIAL JOURNAL OF THE FRENCH REPUBLIC**

Saturday 17 July 1920

MINISTRY FOR FOREIGN AFFAIRS

21 May & 16 June 1920, the Medal for French Recognition for Services Rendered/Gratitude is conferred on:

Mr. Anema (René) of Dutch nationality, Doctor of Dental Surgery from the College of Chicago: spontaneously and generously assisted our wounded and those of the population of the Laon region\*; from 1915 onwards, in the United States of America, actively promoted propaganda that resulted in the foundation, in Paris, of a hospital for the facially wounded, where he served; then moved on to the Paris Val-de-Grâce Hospital where he remained until the Armistice; was notable throughout for his devotion.

\*Picardy



## List of EOS members - July 1914

Achard, W.D.	Theaterstrasse 12	Zurich
Anema, R.	Boulevard Haussmann 172	Paris
Barrows, E.D.	Harley St. 71	London W
Berg, E.J. van den	Roemer Vischerstr. 17	Amsterdam
Boedecker, H.W.C.	Kurfürstendamm 220	Berlin
Bölger, T.C.A.	Dreef 21	Haarlem, Holl.
Bunker, Jane	136 West 57 <sup>th</sup> st.	New York
Chiavaro, Angelo	Via Nazionale 40	Rome
Coebergh, P.J.J.	Hamburgerstraat 19	Utrecht, Holl.
Cooper, W.M.	Niedenau 35	Frankfurt a. M.
Davenport, I.B.	Ave. de l'Opera 30	Paris
Davenport, W.S.	Ave. de l'Opera 6	Paris
Donahue, Edw. M.	Portland Place 11	London
Fischer, H.G.	Hohenzollernring 73	Cöln
Gallavardin, E.	Rue de la Republique 50	Lyon
Giusti, John J.	Esmeralda 305	Buenos Aires
Godon, Ch.		Paris
Grünberg, J.	Kurfürstenstrasse 124	Berlin
Hayes, George E.	Avenue de l'Opera 17	Paris
Hecht, Hans	Königin Augustastrasse 23	Berlin
Harwood, Henry	Rue de Prés. Carnot 8	Lyon
Heinrich, G.J.	Gottschedstrasse 22	Leipzig
Hipwell, A.L.	Ave. des Champs Elysées 91	Paris
Johansen, Karin	Jammerfors	Finland
Kennedy, G.A.	Matthaikirchstrasse 4	Berlin
Kogan, Karl	Gr. Dimitrowka 4	Moscow
Law, William G.	Kurfürstenstrasse 128	Berlin
LeCron, R.N.	Stratford Place 15	London
Lind, G.	Kaizersgracht 542	Amsterdam
Lockett, A.C.	Harley St. 121	London
Lubowsky, E.	Kleiststrasse 29	Berlin
Lundström, Axel F.	Riddersgatan 7	Stockholm
Morris, A.W.	Peterplatz 4	Vienna
Pflüger, M.	Alsterterrasse 7	Hamburg
Pichler, Hans	IV. Alleegasse 2	Vienna
Pont, A.	Rue Prés. Carnot 9	Lyon
Quintero, J.	Quai de l'Hôpital 1	Lyon
Roberts, G.W.	Portland Place 7	London
Rubbrecht, Alph.	Rue de Congrès 25	Brussels
Solbrig, O.	Boulevd. Malesherbes 15	Paris
Stewart, G.B.	Harley St. 10	London
Vichot, Julien	Rue de la Barre 6	Lyon
Villain, G.L.	Rue de l'Isly 10	Paris
Watling, L.A.	Pariserplatz 7	Berlin
Winderling, A.M.	Via Manzosi 15	Milano
Zeliska, Franz	Frankgasse 2	Vienna

### Honorary Members

Angle, Edward H.	New London	Conn., U.S.
Bogue, E.A.	63 West Forty-eighth St.	New York, U.S.
Watson, Milton T.	270 Woodward ave.	Detroit, Mich. U.S.

*1922 - 8<sup>th</sup> Annual Congress*

*President: Gustav Johannes Lind*

*Date: 26-27 July*

*Venue: Medical Society of London, Chandos Street, London, UK*



**Gustav Johannes Lind (1886-1984)**

(Information and photographs of Dr Lind courtesy of Holding Stadsarkiv, Kolding Kommune, Denmark)



Photograph of Dr Lind wearing the purple cap, gown and the scarf of the orthodontic faculty, University of Pennsylvania.



Dr Lind in his surgery in Amsterdam

Dr Lind was born at the large farmstead of Mejersminde near Kolding, Denmark. After his final examinations Lind worked for two years at a bookshop in Kolding but an attack of polio ended this career. In 1906 he went to Copenhagen to study to be a dentist. From 1909 to 1911 he continued his studies in the USA and Berlin and obtained his DDS from the University of Pennsylvania, Philadelphia in June 1910. He obtained the dentist diploma of the *Rijksuniversiteit of Utrecht*, and settled in Amsterdam, at first in a dental group practice, but from 1926 as an independent dentist. At that time he held high positions on the board of the unions in the Netherlands as well as abroad. Lind was nominated as an officer in the *Orde van Oranje Nassau*

In 1929 he founded the Dansk Samfund in Holland (the Danish Society in the Netherlands) and was Chairman. During the Second World War, Lind assisted the Dutch resistance movement. When conditions worsened in 1944, Lind applied for permission to return to Denmark but knew that this would probably not be granted. His travel was therefore arranged through diplomatic relations. He and his wife travelled unchallenged in their own car through Germany to Denmark with most of their possessions, including his 'fortune' which he had changed into gold bars and concealed in a custom-made suitcase of steel which was stored beneath packing cases. He started an extensive apple orchard close to his birthplace which he developed into a successful business. His fortune enabled him to raise funds to build a museum on his property. In 1998, four years his death, the Trapholt Museum in Kolding was officially opened.

Above all, Lind's activities for the Dansk Samfund justified his membership of the Dutch Society of Literature. Prominent Danish cultural people were invited on his initiative (and at his expense) to lectures in Amsterdam and The Hague. Even more important was his initiative to found the Bibliotheca Danica, which in 1930 loaned more than 20,000 books to the library of the *Universiteit van Amsterdam*.



Professor Cryer operating at the 6,000 bed Blockley Hospital, Philadelphia where Lind was employed in the surgical department. Lind is in the second row in the middle to the left leaning forward with a bowler hat on his knees.

Lind reports that road accident victims and victims of disorderly conduct in this metropolis were brought into hospital on platform lorries. Within half an hour, there might be 100 patients and both the Professor and the voluntary worker had to deal with them very quickly.

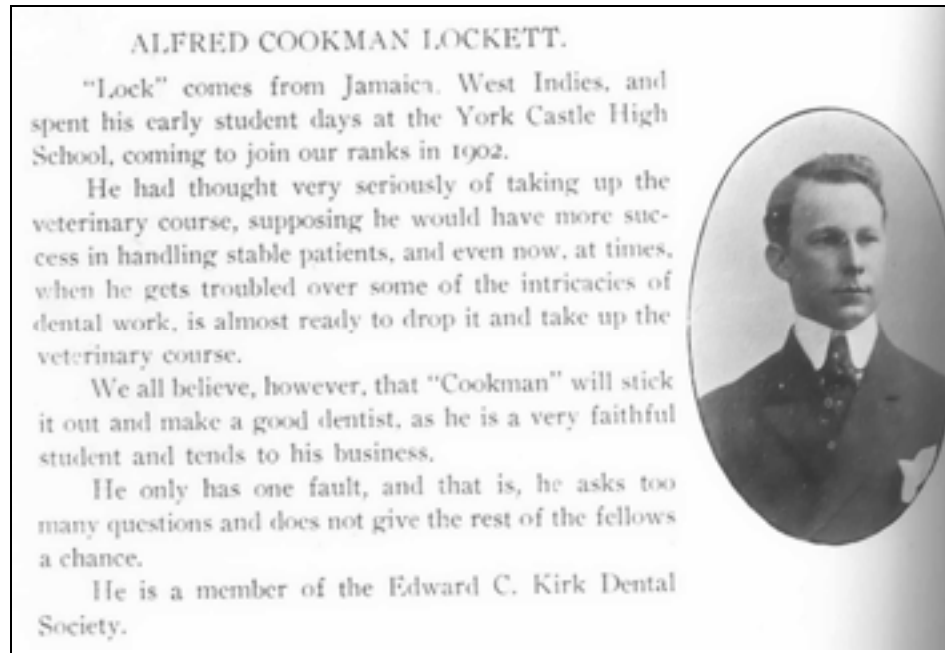
Lind, while assisting Cryer during maxillary surgery, noted that the Professor 's hands were trembling. At that point Lind decided that he would stop practicing when he turned 60!

### ***1923 - 9<sup>th</sup> Annual Congress***

*President:* Alfred Cookman Lockett

*Date:* 30-31 July

*Venue:* Hotel Majestic, Paris, France



(Reprinted from the 1905 Dental School Yearbook of the University of Pennsylvania, courtesy of the University Archives and Records Centre).

### **Alfred Cookman Lockett (1875-1931)**

The following is an extract from an obituary written by Sheldon Friel.

'Orthodontists all over the world, and especially in Europe, will have learnt of the tragic accident that befell him. Lockett was a general practitioner of dentistry, but he was far better known amongst his confreres for the great interest he took in orthodontics. He spent a considerable part of his early life in Jamaica, West Indies, where he farmed. At 28 years of age he started his studies in dentistry at the University of Pennsylvania, USA. After obtaining his degree of DDS, he undertook a postgraduate course in orthodontics with the late Dr Edward H Angle at St. Louis. He also obtained the qualification of LDS RCS Eng.

Lockett was the first secretary of the BSSO, and held the post for three years. He was secretary up to the time of his death of the EOS and was responsible for the programmes at its annual meeting. This was no light task as the meetings were held in different European towns each year, and it speaks well for his organising powers, that he was able to produce such admirable programmes each year. Few people realize the amount of work and tact that is needed to carry out such activities. At the time of his death he was the chief secretary of the 2nd International Orthodontic Congress.'



(Letter reproduced courtesy of the Angle Society archives, the Milo Hellman collection)

### *Congress*

During the business meeting, one member reported having difficulty in getting his papers accepted in various journals and it was proposed that if the papers were not published by the Society during that year then it would be permitted to publish them wherever publication could be obtained. It appears that getting papers published is not a new problem!!

### **1924 - 10<sup>th</sup> Annual Congress**

*President:* James Thompson Quintero

*Date:* 9-11 August

*Venue:* Amsterdam, The Netherlands



**James Thompson Quintero (1885-1954)**

There appears to be disagreement as to whether Dr Quintero was born in Cuba or in Lyons, Rhone, France. In 1907 he studied in Philadelphia and in 1921 set up the Société Française d'Orthopédie Dento-Faciale of which he was elected President. He was Professor of Orthodontia at Ecole Dentaire de Lyon.

## **DENTISTRY IN ITS DEVELOPMENT**

This being the 10th annual meeting of our Society, it is but fitting that we cast a glance upon the years gone by and examine the life history of the EOS. It was, you will remember, founded by the late Dr William G. Law, with nine other Charter Members, in 1907. Of the different meetings, and of their ever increasing success, I will say nothing; our presence here to-day proves better than words how useful our Society may be. It is, however, worthy of note that our Society has followed, in its development, exactly the same lines as our specialty, and indeed, as the whole of dentistry and every science in the realm of knowledge. Dentistry, in its development, passed through three stages: first a stage of empirical treatment, then one of mechanical application, and finally one of theoretical speculation. The ancients, as far back as Hippocrates, knew that pain could be relieved by certain means, such as a cauter, and they learned through experience how to apply it; they evidently thought also that extracting teeth was a dangerous practice<sup>1</sup>, hence the extracting forceps that were kept in the temple of Apollo at Delphi were made of lead, to prevent the exertion of sufficient force to break either the tooth or the jaw. The stage of mechanical application goes back to Fauchard, the founder of modern dentistry, whose fame was built upon his ability both as a prosthetist and as an orthodontist; for it must be remembered that Fauchard also practised orthodontia. To-day dentistry is no longer a handicraft, nor even an art: its technique has been developed and perfected to the extreme; it is now a science, confronted by vast theoretical problems which it is striving to solve. Such is also the history of orthodontia. It began by empirical methods, like pressing the tongue or ringer against misplaced teeth, as was taught by Celsus<sup>2</sup> and later by Abulcasis. The mechanical stage of orthodontia we have witnessed for the last 30-odd years, since Angle's first expansion arches were placed upon the market. Let us, however, in that connection, bear in mind that their first, though crude, form was described by Schange in his treatise<sup>3</sup>. But all of our present-day tooth shifting, and even bone growing, remains largely empirical in its nature, and sometimes in its results, for we must admit frankly that we do not know where we are going. Has the normal shape of the dental arches been determined in any precise manner? Not satisfactorily as yet. How then can we pretend to make normal arches for our patients when we do not even know what a normal arch is, and have yet to determine the limits between which dental arches may be considered as normal for each different individual or type of individuals? This is only one of the many problems which orthodontia, as a science, must now solve, if it is to rise above the rank of an art and a handicraft.

The history of our Society has been very much along the same lines, although without the empirical stage. In the first years of our history much time and many papers were devoted to descriptions of mechanical devices for various purposes, and I would here state that, to my mind, the simplest appliances are the best, as well as the least cumbersome. But mechanical procedure is far from being the whole of orthodontia; if we glance back at our programmes for former years, we find that the first and second meetings were almost exclusively devoted to papers on the proper appliances to use in various cases, with demonstrations on the same subjects. In 1909 at Wiesbaden, our Society met for the third time; we heard a few papers on technique and treatment of cases, while one or two were timidly devoted to the higher problems of orthodontia. The meeting of 1910, in Vienna, was particularly interesting; it was held jointly with the first meeting of the Vienna Orthodontia Society, now extinct, I believe. Quite a number of papers were read during the three days of the meeting. Among the purely scientific subjects on the programme we note the aetiology of malocclusions, the causes of the mesial migration of the teeth, tissue changes incident to tooth movement. In 1912 the fifth annual meeting was held in Brussels, and one of the papers read there was by Dr Coebergh, on the normal dental arch, a paper illustrated with beautiful lantern slides. It was the only scientific paper on the programme, but quality replaced quantity that tune. Again, in London in 1913 and in Paris in 1914, we find, among the papers on technical subjects, others, more onerous each time, on purely scientific subjects, and always of great value.

All those who were present at our last two meetings will remember with interest the scientific papers read by such men as d'Alise, Stanton, Kadner, Schwarz, and others. It is not necessary to recall how

interesting these papers proved to be, and how much they were discussed. And so you see that little by little, without having left out the important questions of treatment of malocclusions and of technique, orthodontists in Europe are now trying to find a strong scientific basis upon which to build up our specialty. You will notice that this year's programme contains quite a number of valuable papers by authors whom it is our privilege to hear for the first time.

It gives me pleasure to welcome among us our colleagues from Germany. Notwithstanding our repeated invitations, it is now 10 years since we have seen them in our midst. They will, I am sure, allow me to point out to them that true science knows no territorial boundaries; this Society is international: it welcomes confreres of proper professional standing whatever be their nationality; we all meet here on an equal footing, on friendly terms of scientific intercourse. I hope that in years to come, our former members and more of our colleagues from Central Europe will join us in ever increasing numbers, so that our Society may grow to be not only in name but also in fact the EOS.

<sup>1</sup>Vincenzo G 1909 A history of dentistry from the most ancient time until the end of the eighteenth century. Lea and Febiger, New York; 355 pp., 104 engravings, 20 plates; vide p. 46,

<sup>2</sup>Celsus, Aur. Corn. Translated by M. Ninnin, Paris, 1754; Vincent, 2 vols., pp, 480 and 488.

<sup>3</sup>Schange J M A 1841 Precis sur le redressement des dents (etc.). Béchet jeune and Labé, Paris, 178 pp., 16 fig. in viii plates

#### *Congress Report/Business Meeting*

Papers were given at the meeting by Northcroft on 'A few thoughts on the relationship between the teeth and the growing normal and abnormal jaws', Dr Oliver of Nashville, Tennessee on 'Biological and physiological considerations of orthodontia and its relation to some of its mechanical aspects', and Dr Jansen of Leiden on 'The life properties of bone substance'. Eighteen gentlemen were accepted as members of the Society, including Dr Sheldon Friel of Ireland.



(Photograph courtesy of Holding Stadsarkiv, Kolding Kommune, Denmark)



## ***1925 - 11<sup>th</sup> Annual Congress***

*President:* Alexander Lander Hipwell

*Date:* 27-28 May

*Venue:* Langham Hotel, London, U.K.



**A Lander Hipwell (about 1873 - )**

(Photograph courtesy of the University of Buffalo)

It is believed that Dr Hipwell was born in Canada and became a naturalised American at Eric County, Court of Buffalo, New York on the 6<sup>th</sup> January 1906. He variously signed himself as Lander Hipwell, Abram Lander Hipwell, Lauder Hipwell or Alexander Lander Hipwell. The records of the University of Buffalo where he obtained his DDS in 1887 show that:

1894/95: L. Hipwell is listed as a freshman and resident of Buffalo, NY; 1895/96: L. Hipwell is listed as a freshman and resident of Buffalo, NY; 1896/97: A.L. Hipwell is listed as a junior and resident of Buffalo, NY; 1897/98: Abram L. Hipwell is listed as a senior and resident of Buffalo, NY; 1907/08: A.L. Hipwell is listed as a graduate of the class of 1897 and resident of Paris, France; 1914/15: A.L. Hipwell, member of the class of 1897 and residing on the Champs Elysees in Paris France; 1918/19: A.L. Hipwell, member of the class of 1897 and residing on the Champs Elysees in Paris France.

Hipwell was a member of the SFDOF and a founder member of the Journal of Dental Research. In 1935, at the age of 62, he travelled on the Ile de France to New York.

### *Congress Report/Business Meeting*

The Society records show that it was agreed that the annual membership dues should be £1 instead of £2, while the initiation fee should remain the same.

## ***1926 - 12<sup>th</sup> Annual Congress***

*President:* Petrus Jacobus Joseph Coebergh

*Date:* 1-2 April

*Venue:* Majestic Hotel, Paris, France



**Petrus Jacobus Joseph Coebergh (1875-1950)**

Dr Coebergh played an important role in Dutch dentistry between 1900 and 1940. After his graduation as a dentist he became attracted to teaching and during his first years in teaching at the dental school he was struck by the large gap between the level of dental education and the possibilities in diagnostics and treatment that were already available. In 1895 when a new institute for dental education was opened in Utrecht he was one of the two assistants of the lector-director, Dr Dentz, being in charge of the teaching of restorative dentistry. When finally in 1911 the government decided to create a staff of teachers beside the lector-director of the dental school, Coebergh was one of the four lectors (readers) to be appointed. Due to disagreement and resulting internal problems, he resigned after four years and dedicated himself to his practice. Thirteen years later Coebergh was again offered the position of lector in restorative dentistry and was appointed as director of the dental school, positions that he kept until 1945.

Coebergh played an active part in the early years of diverse dental societies, associations and clubs who in those years were still in their infancy. He was elected secretary of the Dutch Scientific Dental Society (Tandheelkundig genootschap) and also served as chairman on a number of occasions. He was a member of the Deutsche Academie der Naturwissenschaft in Berlin in 1934. From 1902 to 1918 he was a member of the board of editors of the Dutch Journal of Dentistry. During the last years of his life Coebergh dedicated himself to the tedious and time consuming task of compiling a complete index of the Dutch Dental Journal.

Dr Cees Booy writes:

‘Coebergh, whom I had known as a student, was more at home in operative dentistry and, as such, was my teacher. For many years he was director of the Utrecht Dental Institute in close co-operation with Dr J A W van Loon, better known as an authority in the field of orthodontics – they even shared their salary. Their rank was ‘lector’. Van Loon had his DDS title. Coebergh’s last years were overshadowed by his attitude during the war – he co-operated with the occupying forces. To his advantage, due to his connections, he saved the lives of a number of Jewish colleagues. Because of post-war political events Coebergh’s position within the Dutch dental world receded into the background.’

*Extracts from the Presidential address*

This is the 12th meeting of our Society; though started in 1907, no more than 12 annual meetings have been held because none took place from 1915 to 1921.

The idea of Mr Lockett to raise the number of our members' list to 300, it now being 90, must also have our full attention. Each member must try to get his friends interested because it is not well to leave all the propaganda to the office. We see now in our annual meetings nearly one quarter of the members — say 25. If we have in the future a big increase we may possibly see say 75 as our regular attendance. In spite of the fact that we much appreciate the co-operation of any local Society in the country where we meet, and notwithstanding the fact that we highly appreciate the interest of our guests, we must not rely on them; we can only get a firm basis if we can trust to our members!

Now, I have still a personal hint for the future of our Society. In most Societies the programme of the meeting is composed of miscellaneous subjects of theoretical and practical nature. Some men see an attraction in this variety; each one finds something to his taste. Others consider the principal merit of a meeting in the discussions, to hear what the different prominent men have to praise or criticise about a certain subject. It is my opinion that generally a varying programme distracts the attention too much and leads to a certain kind of fatigue. Where you expect an interesting discussion it fails to come, where you expect no discussion a crowd of speakers comes on the forum.

A great drawback to free discussion is, to my mind, that you can say what you like without much connection with the true subject of the paper and that leads to confusion. For instance, at our last meeting in London we lost a great deal of our precious time by discussing the pros and cons of Angle's aetiology and classification, and the gnathostatic method of Simon. If we could register a result or a compromise, it would have had its value, but the pro and con speakers did not at all separate as friends.

Now, I suppose that it might be possible to alter this state of affairs, and I propose to have the next meetings arranged in such a way, that on the first day we deal only with one subject. We can tender an invitation to two (or perhaps three) men to treat one subject from their personal standpoint. Following this we could have a discussion, firstly of invited speakers, and secondly of free disputants. They can have a very free fight, but fair and square. If possible they must try to find a compromise, or at least give their promise to try to come to a compromise by further study after having the Transactions in print. This method should be profitable for us, because we may expect an acceptable solution of some prominent subjects.

Of course, you will all agree with me, that it is often impossible to form a personal, well founded, scientific or practical opinion on the various very difficult subjects that are now under discussion in the meetings and literature. Don't take it for arrogance if I mention a personal experience. In the last meeting in London I delivered a short paper only dealing with one question, hoping to get different answers. The question was this: which is your working method before finding the plan of treatment, for example, do you follow the method of van Loon, Simon, Dreyfus, Hawley, Tryfus, Schwartz, Stanton, Williams, etc., or a combination of these methods, or a personal method?

It may have been the fault of my paper or the way that I delivered it, but it gave me no satisfaction. I had hoped to hear: so many work on this, so many on that method, others have no method at all; some do all their preliminary work with the eye and experience, and others depend fully on working with measures and callipers. But *no* answer came, just some friendly words and then the next speaker came to the front.

Personal experience carries most weight, and therefore I hope that you will now be so kind to give comments on my proposition about the managing of the programmes in the future. May it be assenting or dissenting, it will at least give the office and the members' different opinions to work out for the future.

### ***1927 - 13<sup>th</sup> Annual Congress***

*President:* George Northcroft

*Date:* 22-23 July

*Venue:* Langham Hotel, London, U.K.



#### **George Northcroft (1869-1944)**

Dr Northcroft obtained his DDS at the University of Michigan, Ann Arbor and LDS at the London School of Dental Surgery. He was President of the BSSO and of the BDA. He maintained close contacts with colleagues in North America and in 1932 he was awarded an honorary degree of LLD from the University of Toronto.

#### ***Congress Report/Business Meeting***

The EOS records show that discussions took place as to the best use of the amount of credit at the bank and decided that the reserves should be placed on deposit to create a fund with subsequent annual reserves to make contribution to the expenses of the congress in 1930.

### ***1928 - 14<sup>th</sup> Annual Congress***

*President:* Albert Kadner

*Date:* 2-3 August

*Venue:* Résidence-Palace, Brussels, Belgium

#### **Albert Kadner (1887-1934/1935)**

Dr. Kadner was born in Hamburg, Germany. He studied dentistry from 1907 until 1912 and medicine from 1911 until 1918 at the University of Berlin. Between 1912 and 1914 he worked as assistant professor at the University of Berlin. He undertook further postgraduates studies at the Universities of Marburg, Jena, and Leipzig. Thereafter he worked in private practice in Hamburg. The exact location and date of his death are unknown.

## ***1929 - 15<sup>th</sup> Annual Congress***

*President:* Paul Wilhelm Simon

*Date:* 21-22 May

*Venue:* New Medical Clinic, Heidelberg, Germany



**Paul Wilhelm Simon (1883-1957)**

Dr. Simon was born in Berlin, Germany and died in Konstanz, Germany. He studied dentistry from 1902-1907 at the University of Berlin, where he was an assistant professor from 1908 to 1910. In 1910 he became head of the departments for conservative and surgical dentistry in Berlin. After his teacher Körbitz left Berlin in 1911 for health reasons, he also became the head of the orthodontic department. He finished his thesis entitled 'Gnathostatik - Neue Wege in der orthodontischen Diagnostik' in 1920. He was designated unsalaried lecturer in 1925. In 1930 he became senior lecturer [(British)/associate Professor (American)]. In 1939 he gave up teaching at the University and opened a private practice in 1944 in Konstanz, Germany.

### *Congress Report/Business Meeting*

#### *Extract from Opening Address*

'We consider it a fortunate circumstance that our Society meets in common with the German Society for Dental Orthopaedia. In this way there are great possibilities of satisfying our desire to acquire knowledge and to shake hands with colleagues that we might otherwise never have seen. It is a special pleasure to me that for the first time after the war the EOS is meeting in Germany. This circumstance is a visible symbol that in our scientific section, an integral part of the vast world of knowledge, true international feeling has been restored.

The spirit of knowledge has no other aim but research and study, and this must not be prevented by political barriers. In this sense I express the hope that this meeting of ours will bear rich fruit for all of us, and that after these days of hard work and also of enjoyment we may return to our homes enriched and satisfied in every respect.'

A paper was given at the meeting by Dr Else Levy of Hamburg, which appears to be the first time that a female presented at an EOS Congress.

## **1930 - 16<sup>th</sup> Annual Congress**

*President:* George Fredrick Cale-Matthews

*Date:* 9-10 June

*Venue:* Dental Clinic, Zurich, Switzerland



### **George Fredrick Cale-Matthews (1868?-1952)**

(Photograph and information courtesy of Geoffrey Wright, University of Birmingham)

Dr Cale-Matthews obtained his LDS Eng in 1896, BDS Birmingham 1925 and FDS RCS Eng. He was registered with the Dentists Register of the General Medical Council precursor of the General Dental Council on 23rd December 1896. In addition to holding the presidency in 1931, he was Honorary Secretary of the EOS for many years. He joined the BDA in 1897 and was made an honorary member in 1941. The Royal College of Surgeons of England honoured him in 1948 with a Fellowship in Dental Surgery. He was a founder member of BSSO and led a group of dentists to found the Dental Provident Society, 1908. He was President of BSSO in 1926. He was an ardent Freemason and was Past Provincial Grand Senior Deacon.

He spoke to the Birmingham Dental Students Society at the Council of Masons' College in Birmingham in 1896 on his experience of the LDS RCS Eng examination. It was reported by the secretary the paper 'bristled with wit'. Some of his existing lecture notes, beautifully typed, from the 1930s also show his humorous use of language. Soon after he became a member of the teaching staff. He was also known to take part in musical evenings and had a fine baritone voice. He was one of the first people to make orthodontics a whole time speciality. In 1923 he became a lecturer in orthodontics at Kings College Dental Hospital and School. He was a well-known figure at international conferences and did not retire from the staff until 1945. He was treasurer of the students' society in 1887-88 and president in 1900-01 when he presented a prize that is awarded to this day by the University of Birmingham based on continuous assessment in paediatric dentistry and orthodontics and a *viva voce* examination in the summer of the fifth term. This is possibly the oldest undergraduate award still in existence.

### *Congress Report/Business Meeting*

*Extract from President's address*

It would not be perhaps inappropriate to consider for a moment the value of such a Society as this. Its breadth of membership, embracing as it does all European countries recognised professionally, its catholicity of composition, its breadth of view in regard to all matters relating to the practice of our

specialty can only make for good in the enlightenment of the individual and the greater consideration for the work of others both individually and collectively.

Contact with our fellow men must always enlarge our horizon; contact with our fellow workers must always teach us consideration for their aims, ideals and difficulties.

We have in our individual lives, spent in busy practice under the present extraordinarily difficult economic conditions, our own problems to solve, but when we meet the other fellow, we get to know him personally. However well we may have known him by reputation we find in the personal touch a common ground of professional ideal, an earnest and sincere desire to help, and our vision is broadened in an endeavour to approach the difficulties from some other point of view. It is thus that I am led to hope that such a Society as this, small as it is at present, will continue to spread its influence, widen its sphere, and help, as it must, in the encouragement of the practice of our specialty. We as orthodontists are deeply indebted to our American confreres. They have largely cleared the way and blazed the trail to present ideals and methods. This very rapid development of specialisation in almost all branches of medicine and dentistry may and doubtless does have its dangers, but may it not be that this stage has been reached largely as the result of enthusiasm and an earnest desire to help. With our older customs, our different methods of education, it is difficult to disturb existing conditions, and change must come by a more gradual demand from public opinion and experience, where centuries have taught it is difficult to make rapid and extreme change. Building anew from modern foundations, both of thought and custom, does not constitute the problems the older countries of Europe have to solve. Nevertheless, the existence of such a Society as this brings to one's notice the very real interest in a world-wide problem which is not limited to an individual country, and it is to such facts that I place the exceeding value which such intercourse appreciates. Thus it can only be an honour offered in the great good fellowship of a common feeling of professional good-will that can place an individual in the place I occupy to-day.

What work can the EOS accomplish which is particularly associated with national difficulties?

In 1926, at the first International Orthodontic Congress, an endeavour was made to come to agreement on the question of nomenclature. This was not unanimous but there is hope that a broader view may be taken in the near future. The present methods of classification are somewhat chaotic in their variations and render it difficult to discuss, teach or solve problems on a common basis — a simplification of a working general nomenclature of classification would go far to widen the interest of the dental profession.

Occupying this position one is expected to say something of interest to members and of value to the profession, and I find it extremely difficult to choose a subject for this purpose. It will be obvious to you that one's horizon is limited by one's environment. I am thus led to take as my subject for this address, the English attitude towards orthodontic practice compared, not so much with the Continental attitude, but with that of our American confreres. During the past 25 years dental surgery has been passing through many phases, both politically and professionally, and at last in England we have secured a position of legal security founded on a temporary but very real sacrifice. Under these circumstances it should be possible for the profession to realise its responsibilities, both towards the great public and itself. Up to the present time specialisation in practice does not exist in England, and the attitude of the British public is still markedly conservative and the professional man is expected to have a complete knowledge of every branch of his subject. Research has revealed the enormous possibilities attending the practice of every individual branch of our profession, and these possibilities increase with the advent of knowledge. At the present time orthodontics is perhaps the one subject which is calling more for specialisation and intensive study than any other branch of dentistry. How are those who are responsible for the training of students to fulfil their obligations in fitting the young practitioner in this subject? The English attitude towards orthodontic practice is one of quiet criticism and a somewhat superior attitude towards this subject. At the same time one knows that all practitioners

are desirous of acquiring a high technical efficiency in the work they do, and the liability of any antagonism rests largely with the teachings of the past. It is only reasonable to suppose that whilst opponents of orthodontic practice as carried out on the most modern lines have some basis for their opposition, they do realise the urgent necessity of some care and treatment for the great masses of children suffering from malocclusion. One can only suppose that conditions are generally similar throughout Europe; specialisation has not arrived. A recent visit to the United States has shown me possibilities of organisation where unanimity may, or can, exist between individuals working in private practice. This can be carried a step further in the treatment of children under forms of Government or municipal dental service. Whatever methods of actual practical correction may be adopted, it should be possible for organised school clinics with operators working individually in sessions to accomplish much work if they were able to agree on the lines of technical treatment to be adopted. This makes for much speed in handling large quantities of children. I do not wish to convey the idea that America has solved this problem, but some individuals have solved their own problem of handling large numbers of children in private practice by the acquisition of a technique in which three or more individuals are perfectly efficient and familiar, with the consequence that the amount of work done in an ordinary day is considerably greater than what could be proportionately accomplished by the same number of individuals working separately. There is no greater unanimity of treatment, of diagnosis, of agreement of aetiological factors in America than there is in any other part of the world, but having once decided on the line of treatment to be adopted, unanimity of operation comes in by team work, with the remarkable benefit and the saving of time to the child and the operator. Such lessons as can be learned in this way from observation could very effectively be brought into our clinic practices in England once the matter had been properly and thoroughly absorbed.

The great responsibility of teaching students at the present time is rather overwhelming from the fact that so little time in the various curricula can be allowed to the student's practice of orthodontics; the consequence is that only a more or less elementary knowledge is gained during his student career. This may be all to the good, but there should be facilities for the acquisition of further knowledge granted by the varying academic bodies. I am not alone in pointing out the desirability of some means of acquiring this knowledge, but so far the matter has not ventured beyond the expression of more or less pious opinions. The necessity for the treatment of large numbers of school children under the varying municipal bodies of the country, show a field of opportunity for study and practice which hitherto has been unavailable. The recognition by the medical authorities of the necessity for this treatment being undertaken should open up for the young practitioner material which can be thoroughly organised and which would provide him with sufficient material for conscientious study, both of which would be for his own good and that of his patient. The dental schools can do little more than they are at present doing. The fact that the student's practical surgical curriculum is completed in two years, at once shows the impossibility of his conducting difficult and involved treatments, or of observing developments during the time taken in the completion of a permanent denture, so that we come to the question of post-graduate practice. This is an urgent necessity; in England there are no means of acquiring this knowledge. The schools could establish an interchange of teachers which might help during the student's ordinary time at hospital, and it should be possible for the establishment of post-graduate teaching to be undertaken in different centres by the recognised teaching bodies of those anxious to take them. The Dental Board, which is the governing body of the dental profession, has made some advances in post-graduate teaching, but they have been exclusively and definitely academic, and on the lines of anatomical research. A great value attaches to this work. Whether it is in the sphere of such a body to offer the organisation of post-graduate teaching I cannot say, but if not, and if the schools think it is outside their field, then it seems to me the matter must remain as it is or be left to individual and private enterprise.'

**1931 - No Meeting - Second International Orthodontic Congress**



### ***1932 - 17<sup>th</sup> Annual Congress***

*President:* George Fredrick Cale-Matthews

*Date:* 20 July

*Venue:* Hotel Victoria, London, U.K.

This was a Business meeting only where the election of officers took place.

### ***1933 - 18<sup>th</sup> Annual Congress***

*President:* Georges Villain

*Date:* 26-27 May

*Venue:* Hotel Majestic, Paris, France



### **Georges Villain (1881-1938)**

(Photograph of the George Villain Medal, Spicer Simpson Collection, Special Collections Division, University of Miami Libraries, Coral Gables, Florida, USA)

Dr Villain was World President of the International College of Dentists in 1931 and a prize for orthodontics or periodontics was instigated in his honour by the Federation Dentaire International. He was Director of the Dental School of Paris.

### ***Congress Report/Business Meeting***

#### ***Speech of Welcome by Hipwell***

When a professional congress, of any profession, meets in Paris, words of welcome seem almost unnecessary. This great city, this European and world capital, with its beauty, its charm, its hospitality to persons and ideas, wears its welcome on its smiling face. I hope I do, too. I shall try to keep a smile on your faces by my promise to be brief—for we have, in the short two days at our disposal, to listen to many important papers and to transact our business.

As a former president of your Society, as an old-timer in Paris, as a practitioner whose favourite field is orthodontia, I have been asked to say the words of greeting, to tell you that your colleagues are glad to have you here, and that Paris, figuratively speaking, opens her gracious arms to embrace you. In our work, which is for humanity, all thought of nationalism disappears; we strive— but not in the political sense—to save faces. We draw our membership from all over Europe, and we are met here, in this most European of capitals, to take account of what has been done since our last reunion, two years ago, and then to look forward. We deal with a branch of science, and its applications, which are essentially forward-looking. Our best work is with the young, and what experience teaches us we pass on to the recruits in our profession, who in turn hand along the torch. So our European Society, which is only a generation old, strives to be right up to the minute.

This does not mean that we have become, yet, thoroughgoing technocrats. We are not yet prepared to accept their abolition of money, and to be paid in ohms and ergs, not by a long shot! We do hope, however, to be paid, among other things, in gratitude and in some measure of glory. The other night I attended a fete commemorating Lindbergh's flight of six years ago, and I recalled with pride that it was in the office of his grandfather, Dr. Land, an ornament to orthodontia, that the illustrious flyer got his first notions of mechanics.

Now that we are assembled in Paris, other names come to mind. With his expansion arch, devised, or at least introduced, over two centuries ago, in 1726, Fauchard took the greatest pioneer step in orthodontia. He was thus famous in Paris in the days of that notorious currency juggler, John Law. Now another Law, Dr William Law presented a paper on orthodontia in Vienna in 1909; but there few understood him, and his fruitful ideas made so little impression that I found him, after his paper, in tears.

Let our Society, then, in welcoming its members, also greet their fresh ideas, give them careful attention, and let us not hesitate to award credit promptly where it belongs. Let this helpful spirit animate this Congress, and we shall advance rapidly to new strength and influence. Instead of a thousand members, we should aim to have five thousand; let us strive to reach that figure within five years. Thus we can avoid the reproach of malocclusion — within our organisation. Each one of us, by the use of proper ligatures, can add to our numerical and professional force.

#### *Presidential address*

The EOS was founded in 1907, and the ideal that inspired William G. Law at that time is easy to understand. Only few practitioners showed any interest in the practice of orthodontia, and most of them were graduates from United States universities, or had taken post-graduate courses at Angle's school. Furthermore, there were but few of our patients who understood the importance of orthopaedic dentofacial treatment.

With the exception of very noticeable malpositions or malformations, none were considered by the public as worthy of treatment, which was appreciated only in so far as it proved beneficial from an aesthetic point of view. Most of our young patients then belonged to that category of restless, wealthy families who were constantly seeking some new place to spend their money and occupy their leisure. What a happy time it was! It was therefore necessary for the few specialists scattered over Europe to make each other's acquaintance and to get in touch, in order to draw up an adequate plan of therapeutics, understood by all and based on similar techniques, so as to ensure as far as possible the continuity of a treatment which, I must add, was very often initiated by a colleague in the USA.

The EOS was in this respect an American organisation abroad. Meantime, the teaching of orthodontia was developed in European dental colleges, and as interest in dental orthopaedia was aroused in the profession, the public gradually became aware of the importance of the correct relation of the teeth and jaws; the demand for a greater number of specialists normally followed, and consequently national

ortho-dontological organisations were successively founded in some of the European countries: England, France and Germany.

When we look back to the beginnings of orthodontia, we are struck with the lack of method, and therefore the wonderful work of Farrar appears the more surprising, nay, even inspired, where for each case, I might almost say for each tooth, in each of its possible malpositions, a special device was worked out. Each practitioner, when he had a case in hand, tried at that time to use an appliance of his own. It was difficult for the young student to find his way, and he looked eagerly for Ariadne's clue. Then came the period of standardisation, which was inaugurated with wonderful success by Angle, of course, Angle's method only covered part of the actual dento-facial orthopaedia, but confined to malocclusions, it nevertheless helped considerably the advancement of our special science. The need of method was such, that Angle's ideas were welcomed, and almost universally adopted as an inspiration by all practitioners interested in orthodontia. The limitation of their possibilities was soon proven, but Angle's ideas had the great merit of clearing away the confusion of appliances and devices which had overloaded our first steps.

To-day, I must confess, I am afraid that confusion is reappearing, when I see the tendency to develop special appliances, devices or springs for each case, or for each peculiarity of a given case, instead of developing a therapeutic system based on definite general principles. We must not go back to the methods of Farrar's time; we must not forget the great benefits of the methodic treatment inaugurated by Angle. Following and amplifying Angle's ideal (I do not say his appliance or arch), transposed according to our new knowledge of dento-facial orthopaedia, we must steadily seek our way towards a scientific solution, of which therapeutic means must be the support. Although effectively, dento-facial orthopaedia is and remains a definite speciality, it should no longer remain unknown to practitioners of general medicine, oto-rhino-laryngologia or odoryto-stomatologia. Each of these practitioners should have a sufficient knowledge of the essential bases of dento-facial orthopaedia, namely: aetiology, diagnosis and prophylaxy.

The specialist in orthodontia and orthognatia should also know all the orthopaedic therapeutics for cases where prophylaxy has shown itself inefficient or insufficient. The specialist must master the whole for he must be the educator of other dental practitioners in regard to his special branch, as he must also be in constant scientific relations with the medical profession and the oto-rhino-laryngologists. If such is to be our evolution, we must adapt our organisation to meet future needs.

Orthodontological societies should be open to all practitioners who show interest in dento-facial orthopaedia so as to enable them to meet those for whom it constitutes an important part of their daily occupations. Each member of such societies should then become an educator of the other practitioners in scientific societies of general medicine and dentistry, by presenting papers specially adapted to the needs of such general practitioners. These papers should deal especially with aetiology, diagnosis and preventive measures. To provide this special education which orthodontists will need, we must revise our general organisation.

National organisations should exist wherever possible; they should receive the papers presented by their members, publish them all and select those which seem worthy of distribution and wider discussion. These selected papers should come up for discussion after having been printed and distributed among all national societies at Continental meetings (European, American, South American, etc.), which should be held every year in conjunction with a different national meeting. Then every four or five years a general summary could be made at international gatherings. It seems to me that progress leads us towards the development of our local general Continental and international organisations to adapt them to new needs. This session is somewhat of an experiment in that line, and that is why, having had the honour to be elected president of the EOS, I thought it advisable, in conjunction with my French colleagues, who for that purpose elected me president of their session for 1933, to combine both meetings and to bring two reports, which, presented in the French society, seemed worthy of wider discussion and distribution.

Colleagues of the EOS you will meet men practising our speciality in all parts of France, Belgium and Switzerland, and you will be able to evaluate their knowledge and judge whether they bring you worthy material; at the same time they will learn from you the best you have brought from your respective countries. Another year we shall benefit from the knowledge of colleagues from another nation, and we shall bring them the best from our own countrymen. It is, I believe, by such organisation that we shall progress most effectively for the benefit of the young patients entrusted to us, and for whom we shall never do enough. Let us give them not only the best we have individually, but the best of the sum of knowledge we can gain from this friendly and most effective gathering. I emphasise this organisation, because I sincerely believe that international collaboration in all activities, is the greatest blessing to humanity.

If, on leaving this meeting, everyone goes back with the feeling that he has gained something, the experiment will have proved worthy of consideration. If, on the contrary, this meeting proves that such an organisation is not advisable, we must set to work at once to find the right one; but, for the sake of the future we cannot come to a standstill; our device must be 'forward.'

### ***1934 - 19<sup>th</sup> Annual Congress***

*President:* Charles Frederick Leopold Nord

*Date:* 22-23 May

*Venue:* Palace Hotel, Scheveningen, The Hague, Netherlands



**Charles Frederick Leopold Nord (1887-1978)**

The following are the recollections of Dr Cees Booy:

Dr Nord was a Master of the International College of Dentistry. He was active in the EOS, as well as in other associations over many years. He was a promoter of removable appliances and early intervention, very much in agreement with Hotz and Kjellgren. He was internationally respected and honoured with several orders. He used to address meetings and dinners in three languages and acted in discussions likewise. In his later years he lost his eyesight but still was warmly interested in the affairs of the EOS.

It was a privilege to talk with him about the 'good old days' with Friel, Korkhaus, A M Schwarz, Andrew Jackson, Lundström and many others – do not to forget all the intrigues in which he had been involved right from the time when he was a student. In many a difficult situation he would stand up and speak wise words, to solve the conflict. A remarkable man.

### *Congress Report/Business Meeting*

The minutes of the Society state that during the Business Meeting the Honorary Treasurer 'exposed' 51 members who were in arrears, some for more than six years!

### ***1935 - 20<sup>th</sup> Annual Congress***

*President:* Ernest Sheldon Friel

*Date:* 29-30 July

*Venue:* Langham Hotel, London, U.K.



### **Ernest Sheldon Friel (1887-1970)**

Dr Sheldon Friel was born in Waterford, Ireland and obtained his Sc.D in 1928. He was a diplomate of the Angle School of Orthodontics. He was made an Honorary Fellow in Dental Surgery of the Royal College of Surgeons, England in 1948 and of Edinburgh in 1951. He was President of the BSSO in 1924, the Irish Dental Association in 1932, the Odontological Section of the Royal Society of Medicine, London in 1949. In 1957 he was Honorary President of the Fédération Dentaire Internationale and was awarded the Villain Prize in Orthodontics. He was an honorary member of the BSSO and EOS. In 1910 he was appointed lecturer in orthodontics at Trinity College. In 1941 the university created a special Professorship in Orthodontics, making him the first Professor of Orthodontics in Europe. In 1960 the American Board of Orthodontics presented him with the Ketcham Award, the first recipient from outside North America to be selected for this honour.

*Presidential address*

The subject I have chosen for my address is Education in Orthodontics: undergraduate and postgraduate. Many papers have been written on this subject, and I think in all of them the present method of orthodontic instruction is considered to be unsatisfactory. Orthodontics, as a separate subject, is comparatively new, and in many schools has only recently been separated from Dental Surgery. It is for that reason so little attention is often paid to the subject by students during their dental course. In the early stages of its development, orthodontics seemed to be a simple subject and very little was known about methods of treatment. No one who has worked seriously at orthodontics, now regards it as anything but extremely complex and difficult. From the opinion formerly held that the primary concern of orthodontics was the movement of teeth, we have now come to recognise that the movement of teeth is really a secondary matter, and if we are to make progress, that we must concern ourselves with causation and the endeavour in each individual case to determine why the teeth are not in their normal position.

We could, with our present knowledge, draw up a fairly adequate, scheme for orthodontic instruction, but it would be quite impossible to fit such a scheme into the present undergraduate dental curriculum. Are we then to teach a smattering of all parts of the subject, or are we to concentrate on teaching certain parts thoroughly leaving out the rest altogether?

The answer to this question, I think, will be best found by an examination of the basis on which the dental curriculum has been framed. That the basis is at best a compromise among the requirements of three condition:

1. The capacity of the student.
2. The time available for all the courses.
3. The protection of the public.

Just as the curriculum as a whole is conditioned by these factors so must the curriculum in orthodontics be also conditioned. The first we must take into account but cannot alter. The second is determined partly by economic considerations, but should at least provide for the minimum amount of instruction necessary for the protection of the public. There are two requirements for such protection needs – first, and most importantly, that disease should be recognised at as early a stage as possible; and, secondly, that the treatment recommended should have a reasonable prospect of success.

In the time available it is only possible to teach the average student how to recognise early conditions of malocclusion. What teaching will this entail? Lectures on dental anatomy, not merely the dental anatomy that is usually taught, but rather physiological anatomy, if one may use such a term. That is the anatomy of the parts in the living subject rather than in the dead specimen. The correlation of the development of bone, of tooth and of soft tissue. It is no easy matter to make students realise that slight changes in the occlusion of the teeth, and in the relationships of the teeth in the same jaw, are essential for the further normal development of the jaws, and that these changes in the relationships of the teeth are only the visible evidence of normal growth and development of the underlying parts. In my experience the students can only very slowly acquire familiarity with the details of normal dentition, yet without such knowledge it is impossible to visualise the interdependence of abnormal growth in the jaws and in the soft parts with malposition of the teeth. The student should be taught this by an orthodontist rather than by an anatomist, since it is the fundamental basis of orthodontics and of a great part of dentistry. A knowledge of development, changes the outlook of the student from a purely mechanical point of view, such as the mechanical filling of teeth, the construction of substitutes for natural teeth, and the movement like pegs of teeth by appliances, to a realisation that he is dealing with a living, growing part and that he is dependent for good results on his ability to remove obstacles that obstruct the

path of normal development and, even in a limited degree, to assist such development. Lectures alone cannot make the student realise the sequence of development. He must see the actual changes himself to enable this to be done, and every teaching hospital should have as part of its practice the taking care of the dental needs of children in a school or institution. Such children would be dentally examined twice a year and accurate charts and models made at each inspection, so that students would learn to recognise early stages in maldevelopment, and observe how such cases can be treated. A great defect of all hospital work is that disease and its results are everywhere in the forefront, thus giving a wrong perspective to the student. Patients for the most part come for orthodontic treatment when the conditions are already too far advanced to allow successful results to be obtained.

The aetiology of malocclusion should be taught as an extension of dental anatomy. Students would learn to recognise how abnormal factors occurring at any stage of development, if they are sufficiently potent, may upset the normal balance and bring about malocclusion. A knowledge of the nature of the causes of malocclusion, rather than the establishment of a habit of associating particular types of malocclusion with particular causes, should be the aim of the course arranged for students going into general dental practice.

A knowledge of the type of dental anatomy which I have suggested and of the factors which cause malocclusion would enable students to recognise the existence of causes likely to hinder future development. Practitioners would thus be able to take preventive measurements and to enquire when further intervention was necessary.

While thus providing that those who take the normal curriculum shall be in a position to recognise malocclusion, we must provide also for its treatment. Some students, either by reason of special aptitude or other circumstances, are always prepared to go beyond the compulsory course of study. They may wish to concentrate on one branch and to become specialists, or they may wish to extend their study less intensively in a number of branches. For both these classes we should aim at providing facilities in orthodontics.

I believe it to be impossible, in the time allotted to the compulsory course in orthodontics, for those, even with special aptitude, to become thoroughly proficient in orthodontics, but it is possible for them to learn enough of the subject to show if that special aptitude is real and if it is to lay the foundation for more extended study. Hence there should be available for the undergraduate student such opportunities for the study of orthodontics as would enable the subject to be outlined as a whole and every phase of it touched on in a sufficiently practical manner. It would be essential for such a course to deal with the reaction of the tissues to pressure, the limitations of those reactions, and the principles involved in the design of appliances used to create that pressure. Reality must be given to the theoretical study by clinical instruction, but it would not be necessary at this stage to include technical training. The student, who has taken such a voluntary undergraduate course will have laid good foundations for postgraduate study.

In Great Britain and Ireland are many qualifying bodies including English, Scottish and Irish Colleges of Surgeons, and to these colleges the greater number of students belong. There are, in addition, an increasing number of universities which grant dental degrees. Many of the universities have special examiners in orthodontics, but in the three colleges the orthodontic examination forms a part of that in dental surgery, and the examiner does not need, and probably has not got, a special knowledge of orthodontics. For the examination itself there is no indication as to the kind of knowledge in orthodontics which is required from the student. Every examination in orthodontics should be conducted by an examiner specially qualified in that subject, and orthodontics should form a separate subject in the examination. The knowledge expected from a student for the qualifying examination should not exceed that provided for in the minimum compulsory course which I have described.

The training of the specialist is quite different from undergraduate education. Here one wants to teach all one can in the time available, and what is of far greater importance, to get the students to think and to rely on their own judgment.

A working knowledge of orthodontic literature, and more particularly of that part of it which deals with still incompletely solved questions, is desirable if not necessary. With a basis of such knowledge it is possible to study the subject with less likelihood of confusion, and with greater prospect of success.

In order to acquire a scientific outlook and to become a good learner, as every orthodontist needs to be, it is essential to undertake some research work. The reading of what has been written on the particular subject chosen and the working up of his own material is undoubtedly the best form of training for the specialist in orthodontics.

Instruction and practical training in the technique of appliances, and a wide experience in treatment are, of course, essential parts of the training.

The intensive postgraduate courses in technique of a few weeks duration, such as are given in some countries, are, in my opinion, wrong. They give the graduate the impression, whether they mean to do so or not, that orthodontics is merely mechanics, and they force him to think along such lines. Such a graduate soon finds in practice that mechanics form only a small part in the treatment of malocclusion.

There are several other points that one would like to touch upon, such as the selection of graduates for postgraduate courses, whether there should be a double qualification in dentistry and surgery, and the advantages, or disadvantages, of the graduate having been in general practice before becoming a specialist. These are matters for personal judgment.'

During preparation for the Congress, Dr Axel Lundström travelled to Ireland to meet with Sheldon Friel. The photographs below are a record of that visit and also of his journey to London for the EOS meeting.







Selmer-Olsen, Friel, McKeag, Lundström, Mrs Friel Dr Florath from Gothenburg



During the Business Meeting, Axel Lundström, who was one of the founders of the EOS and a past president, was appointed as an honorary member.

*1936 -No meeting*

*1937 - 21<sup>st</sup> Annual Congress*

*President:* Jean Lucien de Coster

*Date:* 17-19 May

*Venue:* Eastman Dental Clinic, Brussels, Belgium



**Jean Lucien De Coster (1893–1962)**

(Photograph and information courtesy of Thierry de Coster)

Dr de Coster was born in Overijse, Belgium. In 1912 he began medical and stomatological studies at the university faculties of Louvain and Brussels. After WWII he continued his studies in the more specific fields of maxillo-facial surgery, orthodontics and prosthodontics in Vienna with Pichler and Oppenheim, and in Paris with Vaux, George, Villain, Ruppe and Devauchelle. He then devoted himself exclusively to dentofacial orthopaedics and was appointed Professor in Orthodontics at the Belgian Institute of Stomatology. Taking the starting point that each child presenting a dental anomaly, should be able to

benefit from appropriate assistance, including those children from less fortunate economic backgrounds, he founded the first Public Orthodontic Clinic in Europe in Brussels in 1925.

Amongst his many contributions to dento-facial orthopaedics, a constantly evolving discipline, some of his most important works were: The introduction of stainless steel; Complete occlusal analysis; Analysis of the cranial bones (1930); Comparative radiographic analysis by reference to a line he described along the anterior cranial base (1951) 'A method of diagnosing biological age using skeletal, dental and chronological age; Standardisation of the effects of the orthodontic appliance (1946).

In his capacity as President, he hosted the annual scientific meeting of the 'Societe Francaise d'Orthodontie Dento-Faciale' in Brussels in 1936. Open to all innovative ideas and novel progress, de Coster, in his capacity as the Belgian representative, founded the 'International Club of Facial Morphology' in 1951 with Uffer, Dreyfus and Cauhepe.

### ***1938 - 22<sup>nd</sup> Annual Congress***

*President:* Harold Chapman


*Date:* 14-15 May

*Venue:* Manson House, Portland Place, London, U.K.



### **Harold Chapman (1881-1965)**

Dr Chapman qualified LDS in Liverpool in 1903 and completed his DDS from Pennsylvania Dental School in 1904. He then attended Dr Edward Angle's School of Orthodontics and also went on to study crown and bridgework. He returned to England and practised for a short time with George Northcroft becoming a part-time demonstrator at Guy's Hospital in crown and bridgework. He was appointed lecturer in 'Odonto-prosopic Orthopaedics' at The London Hospital in 1911 and is regarded as a founder member of its Dental School.



*Congress Report/Business Meeting*

The banquet (menu below) took place at Langham Hotel, on Thursday, July 14th, and was well attended by members and guests.



**1939 -23rd Annual Congress**

*President:* Gustav Korkhaus

*Date:* 3-6 July

*Venue:* Bonn and Wiesbaden, Germany



**Gustav Korkhaus (1895-1978)**

Dr Korkhaus exerted a major influence on the development of orthodontics throughout the world as well as in Germany. He promoted the publication of scientific knowledge in the first German orthodontic journal for more than 45 years and was an honorary president of the German Orthodontic Society. He held both medical and dental degrees. The many honorary memberships and honorary titles of scientific societies as well as his appointments as professor *honoris causa* at several foreign faculties are proof of the high esteem and respect he enjoyed as a scientist, scholar and university teacher at home and abroad.



Delegates at the meeting



Rheinische Friedrich-Wilhelms-Universität

***1947 - 24<sup>th</sup> Annual Congress***

*President:* Alfred Ernest Rowlett

*Date:* 2-3 October

*Venue:* Palace Hotel, Brussels, Belgium



**Alfred Ernest Rowlett (1876-1935)**

(Photograph and information courtesy of Geoffrey Wright, University of Birmingham)

Dr Rowlett, LDS RCS Eng 1899 FDS RCS Eng and Edin DSc Phil FACD, was born in Leicester, UK, and practiced at 165 London Road Leicester for whole of his career. He was President of the BDA, Federation Dentaire Internationale, the Odontological section of Royal Society of Medicine, Oral

Surgery Club, Oral Hygiene Commission of FDI for over 20 years and of the East Midlands and Central Counties Branch of the BDA 1933, Member of representative Board BDA. He was a founding vice president of Dental Hygienists Association. 1949

During the WWII, as treasurer of the English Section of the FDI, he crossed the Atlantic three times to keep the spirit of international dentistry alive. Through his efforts the FDI became affiliated with the Red Cross and he was elected President of Honour at the XIth International Congress held in London.

His obituary in the British Dental Journal states: 'We cannot in such a short compass give any adequate picture of the character of this man whose many facets reflected such grace, such goodness, such kindness of heart, and illuminated our path so clearly'.



Letter of invitation to the meeting in Brussels sent to the British members of the EOS

### *Congress Report/Business Meeting*

This 24th Annual Meeting of the EOS was in the nature of an experiment. Few of the member countries had by any means recovered from the shattering effects of the recent war, but some members felt it was time to make an effort to renew our contacts, so sadly interrupted. Therefore, a very small gathering of British members met in London one day during the early summer of 1947, to discuss the possibilities of a meeting in the autumn. An invitation was soon received from Belgium, where conditions were most favourable for our gathering, and, by special request of our Belgian members, Mr. Rowlett was asked to accept the post of President, as being a personality known and held in respect and affection by all countries. His acceptance assured the friendly co-operation of all, and his speeches in both English and French redoubled his popularity.

The Society was indebted to Dr de Coster, the Vice-President for the year, upon whose shoulders fell a great deal of the work and responsibility of organising the programme and the entertainment of the

members, and to Dr. Watry, who was the host at the Eastman Dental Clinic, in whose spacious rooms the business and educational part of the programme took place. The Palace Hotel was the Congress Headquarters. The food provided made the still, strictly rationed citizens of some other countries open their eyes in amazement, and needless to say, the Banquet was a great success. Members could be seen at odd times hurrying from shop to shop, and from street barrow to street barrow, hastily snatching up as much food and as many pairs of nylons as their money would run to, or their courage would rise to, with the Customs to face on the return journey.

There was an almost embarrassing spate of material forthcoming for the papers and demonstrations of this meeting. It was difficult to select from so many, and the consequence was a somewhat overcrowded programme, which could not be kept up to its time-table. But some good papers were read, and some of the discussions were extremely lively.

There is no doubt that this meeting was of incalculable value as a means of re-establishing broken contacts, and renewing the constitution of the Society. It was delightful to have the pleasure of meeting old friends after the years of silence.

### ***1948 - 25<sup>th</sup> Annual Congress***

*President:* Bernard Maxwell Stephens

*Date:* 16-19 July

*Venue:* Eastman Dental Clinic, London UK



### **Bernard Maxwell Stephens (1879-1952)**

Dr Maxwell Stephens, FDS, RCS Eng (1948), was a student at the Royal Dental and Middlesex Hospitals. He obtained his LDS Eng. in 1903. He was apprenticed to C V Cotterell of Grosvenor Street with whom he later went into partnership. During the war he was a dental surgeon to the Red Cross Hospital for facial injuries and later resident dental officer of the Jaw Department, 3rd London General Hospital.

He was curator, vice president and president of the BSSO and President of the Odontological Section, Royal Society of Medicine. He was an active member and Grand Master of the Delta Sigma Delta Fraternity. He attended the joint meeting of the BDA and Canadian Dental Association in 1932.



### *Congress Report/Business Meeting*

‘An outstanding feature of the meeting was the presence of some notable orthodontists from the USA. First and foremost Dr. Holly Broadbent whose cephalometric studies we had read and admired and from whom we were therefore particularly pleased to have a lecture. Other visitors from the USA were Professor A F Jackson Dr. Clare Madden, Dr Moore, Dr Crozat and Dr Noble Powell.

In addition to the dinner and dance held at the Dorchester, and an excursion to Oxford on the Sunday, there was a reception at the Royal College of Surgeons. Here specimens of the Odontological Museum were shown by Sir Frank Colyer. Later the President of the College, Lord Webb-Johnson, conferred the Fellowship in Dental Surgery on Professor A F Jackson (USA). Professor Middleton Shaw (S.Africa), and on four members of the Society, Professor Sheldon Friel (President in 1935), Mr Maxwell-Stephens, our President for 1948, Miss K C Smyth and Mr Russell-Marsh (Hon. Editor and Hon. Secretary, respectively).

The Congress did much to bridge the gap made by the war. As well as our friends from the USA, members from Belgium, Czechoslovakia, Finland, France, Holland, Italy, Norway, Sweden and Switzerland, as well as those from England, Ireland and Scotland were present. We were thus able to exchange information on the work which had been done in our own countries during the intervening years and to bring our knowledge of the advances made in orthodontics up to date.’


It was agreed to leave the membership fee at £2 per annum but set a penalty fee of £2 for members whose membership had been suspended and who rejoined. It was further agreed that the following countries should pay their subscription to London: Norway Sweden, Denmark, Switzerland, Czechoslovakia and Italy and that there would be sub-treasurers in Belgium, France and Spain. However, the Bank of England questioned the legality of appointing sub-treasurers abroad.

### ***1949 - 26<sup>th</sup> Annual Congress***

*President:* Rudolf Hotz

*Date:* 7-11 July

*Venue:* Kurhaus Hotel, St Moritz, Switzerland

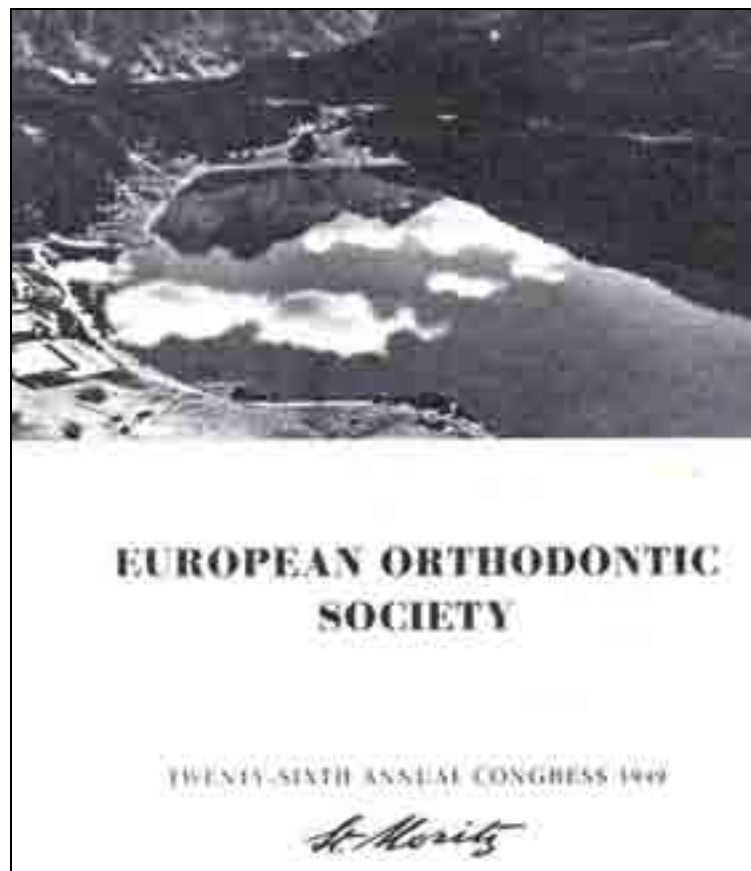


**Rudolf Paul Hotz (1905-1979) and Margrith Jenny Hotz**

Dr Hotz was born in Zurich, Switzerland, the son of Johann Paul, dentist, and Johanna Paulina. He studied medicine and dentistry in Zurich, Vienna and Paris. In 1930 he obtained his Dr.med. and 1932 Dentist Diploma in Zurich. He studied in Bonn, Berlin and Düsseldorf. From 1935 he was chief

surgeon at the Dental Institute, University of Zurich, from 1946 was professor in orthodontics. From 1951-55 he was Director of the Dental Institute and Dean of the Medical Faculty from 1962-1964.

Hotz influenced the dental medical change in the post war period, from restorative (extracting, replacing and repairing teeth) to a prophylactic paradigm. He developed an international acknowledged concept, making the control of the development of children's teeth and jaws through the use of dental braces possible in a far-sighted and relatively cost effective way. Through the foundation in 1957 of the Swiss Study Group of Orthodontics (today called the Swiss Society of Orthodontics) he launched the specialization of orthodontics within dental medicine. He was made an Honorary Member of the EOS in 1967.



#### *Congress Report/Business Meeting*

There were several special features of the Congress, the most important being the Extraordinary Business Meeting, which lasted several hours, and was called to discuss problems raised during recent years. In future the Society will meet every other year, instead of every year, and it will aim at a still higher standard for its meeting, not accepting any work which has previously been published elsewhere, except in very special circumstances. There was considerable opposition to the idea of biennial meetings, but the numbers of other international meetings were taken into consideration and the difficulties of travel, and the biennial meeting was carried by a majority. The language question was discussed and it was decided that English should remain the official language of the Society, the chief support for this came, not from the British contingent, but from other countries, notably Holland, Switzerland and Scandinavia. French was to be used as a second language, papers in future to be submitted either in French or English, and English translation of the French papers being provided for the Transactions at the Society's expense.

Two resolutions were passed:

- (a) that the EOS should nominate a Committee with the task of establishing, in the near future, a programme as to how orthodontic prevention and treatment can be realized in the most simple way.
- (b) that this Committee shall also propose an international orthodontic nomenclature to prevent misunderstandings in international scientific contacts.

Another special feature was the choice of a subject beforehand for the main theme of the meeting—the subject was one of several suggested by the President, that chosen being the problem of orthodontic treatment in the social services of the various European countries.

As the cost of publication of the Transactions in England was so expensive, the decision was taken to have them published in Holland.

### *1950 - No meeting*

### *1951 - 27<sup>th</sup> Annual Congress*

*President:* Reidar Selmer-Olsen

*Date:* 31 May - 5 June

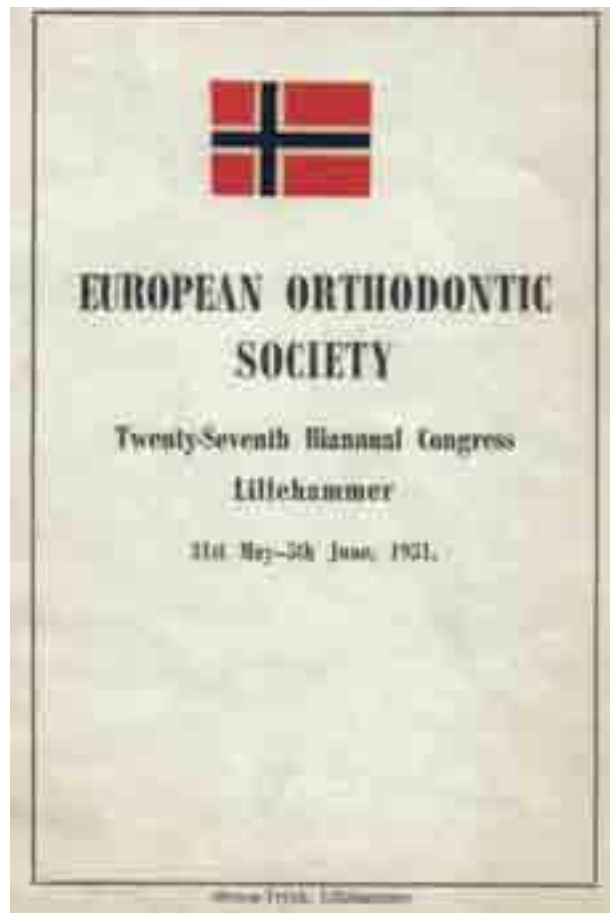
*Venue:* Lillehammer, Norway



### **Reidar Selmer-Olsen (1899-1976)**

Dr Selmer-Olsen was born in Arendal, Norway. He was associate professor of orthodontics/jaw orthopaedics at the Norwegian School of Dentistry, Oslo from 1940-48. He obtained his Dr.philos. in 1950. He was appointed Professor at the Dental School of Malmö, Sweden from 1948-49 to organise orthodontic education. He was professor of Orthodontics/jaw orthopaedics at the Norwegian School of Dentistry, Oslo (after 1959 The Faculty of Dentistry, University of Oslo) from 1949-69. In an interim period, 1962-64, appointed by the governmental Ministry of Church and Education to lead the organisation of and act as first leader of the board of the Dental Faculty, University of Bergen as well as being its first professor of orthodontics/jaw orthopaedics. He was internationally orientated and collaborated with colleagues in, amongst others, Sweden, Ireland and the UK.

Selmer-Olsen played an important part in establishing orthodontics as a specialty within dentistry and in shaping the education in Norway. He stressed the importance of including a scientific approach and that the candidate should deliver a written report on a clinical or theoretical study.



*Presidential address*

As the main theme for our Congress I have chosen the problems of growth. This is no new subject — on the contrary it is one which to a great degree has rilled our literature for years. I have chosen the subject because we can never know enough about it.

Our work is based on three fundamentals: firstly, knowledge of normal morphology; secondly, knowledge of the course of growth, and thirdly, knowledge of the reactions of the body. To work with living tissues without having those three considerations before us, would be to work in darkness.

Our programme attempts to increase our knowledge and in particular to co-ordinate our problems with those of other branches of science dealing with human organism.

I shall start with a condition in which I have been interested in recent years — namely the changes in the rate of growth. That such changes occur is a scientific fact both phylogenetically and ontogenetically. Perhaps for millions of years there are no particular changes to detect in the development of a species. Then suddenly a spontaneous change takes place — a rapid specialisation. This is followed by another long period of uneventful development. The origin of mankind and its further progress form a classic example.

Ontogenetic changes are equally obvious. We should take into consideration Roux' doctrine: In the first period of the organism's life inherited factors play the largest role in the course of development. Gradually the influence of environment increases. Obviously both heredity and environment must be considered if we are to obtain an insight into the growth of an organ.

After this analysis arises an equally important question — how do these different factors influence each other?

If we examine a human embryo at different stages of growth, the great changes from one stage to another in outlining the facial profile and the position of the face in relation to the cranium, soon become clear to us. But we realize that these changes are not brought about by steady progress. In one period the upper face has swung forward whereas the lower jaw has remained relatively passive. In a later period the growth of the lower jaw suddenly increases whereas the alteration in the upper face is small. These periods of rapid development in the jaws are analogous to many other changes in the developing body. For example, Professor Hjortsjö of Lund has found that *in utero* the lungs of the dog lie dormant for a long time compared with other organs, then suddenly an increase in growth starts, eight times as great in the course of 1½ days.

In relation to the jaws, these changes in the rate of growth, which are so marked in the embryo, indicate clearly that the size and position of the upper face and of the lower jaw are each connected with special growth factors. We can, with some degree of justification, speak of a normal condition at any one stage because a large group will centre around an average, but nevertheless the variation is great. It must necessarily be so when many and varied growth processes are responsible for a harmonious whole. And when we add that these growth processes are most vulnerable during their periods of greatest activity, it is a wonder that we ever see an harmonious set of teeth with normal occlusion at all.

It is therefore of real importance that the growth rhythm of the various parts is clear to us. Embryology lies outside an orthodontist's usual work; indeed it is a speciality within anatomy. So we are glad of information on this subject from Professor Dr Glimstedt.

I

Infancy, with its rapid growth, will in many ways determine the subsequent morphology of the individual.

Digestive and infectious disturbances leave deep traces, which it may be possible to reduce later, but which seldom are effaced. Or a disturbance may be such that it is the direct cause of a jaw deformity which may only become obvious later.

Can we then distinguish postnatal from embryonic development? Since Professor Brash's investigations by the vital staining method, a quarrel has raged as to the importance of the sutures as growth zones. Brash puts the main weight on peripheral apposition. Dr. Scott's lecture before the BSSO in 1948 represents a contribution of considerable importance in the elucidation of the problem. He maintains that the changes in the facial structures in the embryo and during the first years of life are linked with the growth of the cranium and with the increase in volume of the brain. Later at about six years of age peripheral apposition dominates and suture growth decreases.

With the progress of practical orthodontics one thing becomes more evident — that our ability to correct deformities is limited. In 1938 I suggested that we are not able to produce growth with orthodontic appliances. But reaction of the tissues can be produced and this is nature's reply to the force used. The result varies in different individuals and at different ages in the same individual. Reaction, however, is inseparable from tissue activity. This is dominated by genetically determined biochemical processes. Without these there can be no result of orthodontic treatment — no growth and no reaction are possible.

I want to emphasize the connection between reaction and actual growth. It is necessary to see the connection in order to understand the character of an anomaly and the possibility of producing a normal condition by treatment.

So we see that normal jaw construction and occlusion are the manifestation of a very complicated course of growth, and jaw deformity and malocclusion are evidence of an earlier disturbance in this growth. In each case then, we must decide whether the growth zones involved can be made to react or must we attempt to influence other zones which at this period are in a state of activity? Obviously our treatment can rarely influence the direct cause of the deformity because malocclusion as a symptom registers relatively slowly. The critical periods are during the eruption of the teeth because the eruption is linked with growth activity of the bone and reaction is dependent on this activity. Hence I agree with Dr. Nord in advocating so strongly early treatment. I think he is correct because the best results of treatment will be obtained in young children and fortunately this in many ways is the most convenient time to have children under orthodontic treatment. In our National Dental Health Service we more and more try to contact all the children in the first year at school in order to treat the children at the most advantageous age.

It will be apparent from what I have said that the science and art of orthodontics cannot be isolated. We need coordination with other branches of science, and orthodontists on the other hand can make their contribution to the understanding of human organisms. This applies to subjects like histopathology and also to comparative and physical anthropology. One need not delve deep into the literature to discover the orthodontic infiltration.

The attempt to reach general truths from the study of particular orthodontic problems proceeds with increasing intensity. This testifies that much is unsolved. Our efforts to find a norm lead to an attempt to clarify the variation within what we call normal. What is normal variation but an expression of harmony between the two groups of factors, inheritance and environment — the outcome resulting from forces of varying strength and at differing periods in each individual?

#### *Congress Report/Business Meeting*

The President suggested that Dr Lilian Lindsay, CBE, should be considered for Honorary Membership. He said that Dr Lindsay was a very distinguished Scottish dental surgeon. She was the first lady to qualify in Great Britain at a time when no women students were allowed to study in English Dental Schools. She is the Honorary Librarian of the BDA, and also a Past President of the BSSO and of the BDA. This was agreed by the membership.

Discussions took place on whether to have the next meeting in one year or two years. This had been considered very fully by Council who had come to the conclusion that it is best for the Society to meet every year. The membership dropped badly and there are other problems of finance largely because of the reduced membership, all bound up in the question of biannual meetings of the Society. It was agreed that the meeting should be held annually.

The following resolutions were put to the membership and agreed:

1. The subscription to be raised to £4 sterling annually, coincidentally with the resumption of annual meetings.
2. Authors of papers are to be informed that no more than five blocks for illustrations for publications in the *Transaction* are to be allowed free of cost. Blocks over and above this number are to be paid for by the author.

A nomenclature committee was formed whose terms of reference were:

By examination of anatomical, anthropological and dental literature to produce a set of approved terms for the structure, planes, landmarks etc., at first in English and then later in French. Finally, equivalents of those are to be worked out for the use of members of the EOS who are writing papers in their own language so as to be translated in English.

## **1952 - 28<sup>th</sup> Annual Congress**


*President:* Johan Antoon Cornelis Duyzings

*Date:* 14-17 July

*Venue:* Hotel Kurhaus, Scheveningen, The Netherlands



**Johan Antoon Cornelis Duyzings (1902-1972)**



Dr Duyzings, after qualifying as a dentist in 1924, became a member of the staff of the orthodontic department of the Dental Institute in Utrecht under the leadership of Dr J A W H van Loon. His contacts with van Loon and his work as an assistant at the department of oral surgery from 1930-1934 contributed to his view that orthodontics was more extensive than just dental movement. He contributed much to the development of orthodontics in Holland. In this connection one should remember the WTA (Stichting Wetenschappelijke Tandheelkundige Arbeid) course 'orthodontics between medical sciences' from 1946. The course that was so successful that it had to be given a second time.

Despite being gifted and enjoying international fame his road to a professorship was blocked for many years by a number of various circumstances. This caused a lot sorrow to this very ambitious and enthusiastic but also emotional person. Only in 1966 he was nominated as a professor in orthodontics at the University of Amsterdam, but it came rather late: he was already 64 years old. His inaugural address was entitled: 'Start with the beginning'. He was awarded the Dr Th Dentz medal. He was for many years Secretary of the Utrecht branch of the Dutch Dental Society. He was also member of the board and later an honorary member of the Dutch Society of Dentists. For 10 years he was chairman of the Dutch Society for Dental Scientific Work (WTA) and he was also chairman of the Dutch branch of the ARPA. Dryings was the initiator and also the first chairman of the Dutch Society for Orthodontic Study (NVOS). This society founded in 1946 did a great deal for propagation of orthodontic knowledge and awarded Duyzings honorary membership.

Besides these activities Duyzings gave lectures in many European countries and also in Israel and the United States. He also organized a number of international orthodontic study weeks in Noordwijk.

His leaning towards throwing himself fully into anything that took his interest and mainly his noble sentiments for righteousness might have been the origin of his active role in the Dutch resistance during the occupation of Holland in the WWII.

## Recollections of Cees Booy

The nearby sandy beaches of the North Sea coast were a real temptation, it was very warm. Many well known names like De Coster, Crefcoeur, Hotz, Brodie, Kjellgren, Reitan, Jackson, Petrik ornamented the programme. The theme was 'early treatment' certainly the hobby-horse of the President; table demonstrations were popular and well attended.

A striking feature of this Congress was the Regatta on the Saturday on the large Lake of Loosdrecht. Five countries competed, Belgium, England, Holland, Sweden and Switzerland, each with a crew of three, and a trophy, a Dutch Mill in silver, was won by Belgium. It is hoped that some form of sporting event may be a regular feature of future Congresses.

In 1953 the Dutch Society for the Study of Orthodontics donated a magnificent silver model of a Dutch windmill, which was to be presented to the winner of a light-hearted competition with a national flavour. Each winner of the Silver Mill Competition is presented with a certificate inscribed with the Silver Mill. The Silver Mill resides permanently in the EOS headquarters in Hallam Street, London.



The Silver Mill

### *1953 - 29<sup>th</sup> Annual Congress*

*President:* Georges Gugny

*Date:* 11 May

*Venue:* Palace Hotel, Monte Carlo





**Georges Gugny (1908-1998)**

Dr Gugny was born in Belfort in the East of France, and received his dental education in Nancy, graduating in 1929. He was Doctor in Dental Surgery and Doctor in Odontologic Sciences. He started his private practice in 1931. After a number of years in general practice, he restricted this to orthodontics, maintaining a very high standard of professional achievement. He taught at the Dental School of Paris from 1941 until 1973, becoming a professor in 1946 and head of the orthodontic department in 1962. In 1973, he joined the orthodontic department of the Faculté d'Odontologie – Université René Descartes as a professor, until his retirement in 1978. In 1961 he was Scientific President of the SFODF.



Le Musée Odontologique



Le Collège de Mont Aigle



## *Congress Report/Business Meeting*

During the business meeting the deaths of G F Cale-Mathews and B Maxwell Stephens were announced. The membership stood at 266. It was announced that a membership card would be issued annually to all members on payment of their subscriptions.

### ***1954 - 30<sup>th</sup> Annual Congress***

*President:* Reginald Ernest (Reggie) Rix

*Date:* 2 July

*Venue:* Grand Hotel, Eastbourne, U.K.



**Reginald Ernest (Reggie) Rix (1900-1988) and Phyl Rix**

Dr Rix entered Guy's Hospital, London in 1921 and qualified LDS in 1925. This was followed by the Conjoint Diploma in 1928. In 1928 he was appointed house surgeon and then registrar in the Dental Department for Children. He was assistant anaesthetist to the Dental School from 1929 to 1933 when he was appointed dental surgeon to the Evelina Hospital for Children. In 1935 he became assistant dental surgeon (a consultant) to the Dental Department for Children and in 1946 dental surgeon in charge of the Department, a post which he held at the hospital until his retirement. He became Chairman of the Dental Council at Guy's and examined for the Royal Colleges in London and Glasgow and for the University of London.

He spent almost 45 years at Guy's and demonstrated his outstanding abilities as a dental surgeon, orthodontist, anaesthetist and teacher. It was in his orthodontic practice in Harley Street that he developed many innovations in orthodontic mechanisms and published them. It was his study of the developing oral environment which was, in particular, the subject of his presidential address to the BSSO in 1946. In 1966 he was elected President for the second time. He was an Honorary Member of the EOS and BOS. He was Adviser on Orthodontics to the Diploma in Orthodontics of the English College when that was instituted.



### *Congress Report/Business Meeting*

The interim report of the Nomenclature Committee consisting of Dockrell, Bijlstra, Björk, Hallett, Tegner, Villain and McKeag was read. The recommendations were: That members reading papers use the B.N.A. (Basle Nomina Anatomica, Basle Anatomical Nomenclature) to describe anatomical parts, points and planes wherever possible. The Committee recommended that the following additions and alternatives be used:

(a)	Planum sagittale Plana sagittalia Planum medianum Planum sagittale medianum	Sagittal plane Sagittal planes Median plane Median sagittal plane
(b)	Planum transversum Plana transversa	Transverse plane Transverse planes
(c)	Planum frontale Plana frontalia	Frontal plane Frontal plane
(d)	Planum coronale Plana coronalia	Coronal plane Coronal planes
(e)	Planum oclusivum	Occlusal plane
	Symphysis mandibulae	Symphysis of the mandible
	Jugum claviculare	Key ridge
	Sutura pterygo-maxillaris	Pterygomaxillary suture (as an alternative to spheno-maxillary suture)
	Cuspis	Cusp
	Facies oclusiva	Occlusal surfaced (of a tooth)
	Facies medialis	Medial surface (of a tooth)
	Facies distalis	Distal surface (of a tooth)
	Facies facialis	Facial surface (of a tooth)
	Thalmus pulpae	Pulp chamber
	Cuticulus adamantinus	Enamel article

	Dens incisivus medialis	First medial central incisor
	Dens incisivus lateralis	Second lateral incisor
	Dens caninus	Canine tooth
	Dens premolaris primus	First premolar
	Dens premolaris secundus	Second premolar
	Dens molaris primus	First molar
	Dens molaris secundus	Second molar
	Dens molaris tertius	Third molar
	Canalis incisivus	Incisive canal

The Committee also proposed reference points for use on roentgenograms.

**1955 - 31<sup>st</sup> Annual Congress**

*President:* Edmondo Muzj

*Date:* 2-7 October

*Venue:* Grand Hotel, Rome, Italy



**Edmondo Muzj (1894-1995) and Bianca Muzj**

Dr Muzj was born in Campli (Teramo) and received his Degree in Medicine in Rome in 1920. During 1921-22 he attended two orthodontic schools in Berlin (Oppler and Simon) and from the different philosophical approaches he formed his own personal vision. In 1925 at the University of Bologna he founded the first School of Dento-Facial Orthopedics in Italy. In 1931 he was the first Italian invited to speak at the International Congress of the Dental Federation in Paris. In 1933 he became vice-director of the G.Eastman Institute, Rome and between 1934 and 1939 he developed his scientific inventions: the identification of the morphology of the normal European facial pattern, Muzj's fronto-facial angle, the 'simmetropredeterminatore', an instrument that facilitates the diagnosis of malocclusion. Professor of Orthodontics in Bologna in 1941-45, he then retired to Roma, where he continued his research, authoring more than 100 internationally acknowledged papers and books.

He died in Rome a few months after delivering his last lecture in Bologna during a meeting organized to celebrate his 100<sup>th</sup> birthday.

*Congress Report/Business Meeting*

Long remembered was the success of the scientific and social programme took the attending members of the Society to the excavations of Ostia, to a reception in the Campidoglio and to a private audience with Pope Pio XII.



(Past presidents and officers, Rome October 1955, Norman Gray (Secretary), Ch F L Nord (President 1934), G Gugny (President 1953), G E M Hallett (Editor) E Muzj (President), R Rix (President 1954), R Hotz (President 1949), H Chapman (President 1938), B Kjellgren (President 1956), S Wallis (Treasurer) and J A C Duyzings (President 1952).



(Left to right: Unknown, Benito Miotti, Cesare Luzi, Edmondo Muzj, Giorgio Maj, Mario Adorni-Braccesi, and Paolo Luchesse. The photograph was taken at the home of Dr Maj).



The excavations at Ostia

At the business meeting Dr O N Catchpole said that, in his opinion, the themes of the Congresses were getting further away from practical orthodontics for the general practitioner. He asked that consideration be given to more practical subjects at future meetings, or that there should be at least one session devoted to this end.

***1956 - 31<sup>st</sup> Annual Congress***

*President:* Birger Kjellgren

*Date:* 9-13 August

*Venue:* Grand Hotel, Stockholm, Sweden

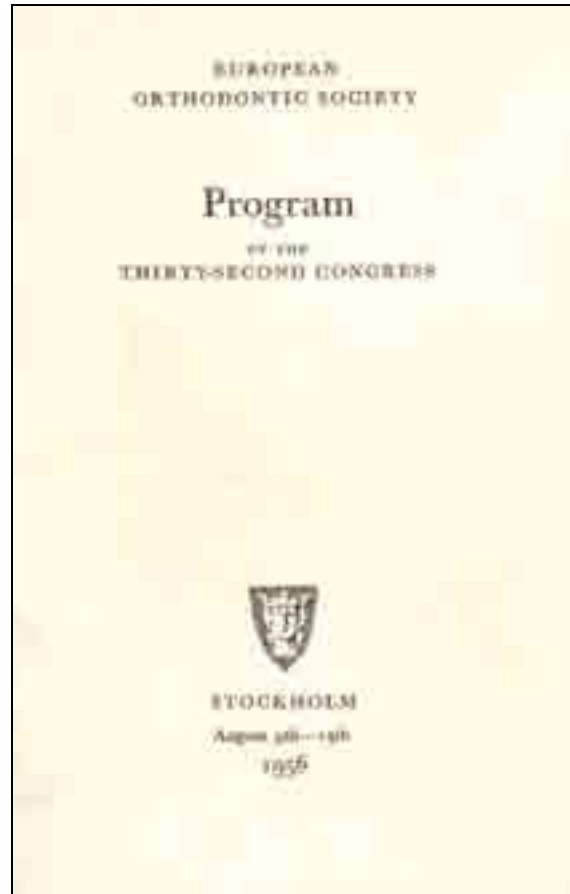


**Birger Kjellgren (1896-1981)**

Dr Kjellgren obtained his DDS degree in Stockholm in 1917. He became a specialist in orthodontics after studies in USA in 1925. He was head of the orthodontic department at Eastman Institute (Stockholm) from 1936-1961. He had a private practice in orthodontics until 1965. He was an Honorary member of the Swedish Orthodontic Society 1955 and Honorary doctor at Umeå University 1958.



Professor and Mrs Kjellgren





Civic reception in the Town Hall



Banquet at Hasselbacken Restaurant





*Congress Report/Business Meeting*

The following speech was given at the banquet by Med. Dr. Arthur Engel, Director General of the Royal Swedish Health Services.

‘It is a great pleasure for me to have this opportunity to address the EOS. The Swedish Public Health Administration highly appreciates that the Society has convened its congress in Stockholm thus making Swedish odontology benefit from the collective experience of so many distinguished representatives of orthodontics from all parts of the world. The importance of international congresses in the field of medicine cannot be overemphasized as a stimulus to the corresponding medical profession in the host country.

Your speciality, orthodontics, dental orthopaedics, or whatever you want to name it, is a very real one, not least to the public health administrations of every country. As I am a physician it is not feasible for me to speak on the scientific aspects of your science, but as a public health administrator I should like to make a few remarks aiming to draw your attention to the fact that the Swedish Health Authorities place orthodontics high on the list of essential services and that we in this country realize the increasing evidence of the value of orthodontic care to the physical and mental well-being and social adjustment of children and youth.

In our planning we have found there is an urgent need for experts in orthodontics in our public dental service. As central agency of this service in the counties you find specialized dental service in our central hospitals (serving 250,000 inhabitants). In some places its staff already includes an orthodontist and that will soon be the case everywhere. On a higher level, that is corresponding to about 1 million inhabitants, there will be highly specialized clinics for oral-surgery treating complicated injuries to the jaws and the face, defects after major surgical operations and so on. At the side of the plastic surgeon and the dental prosthetist the orthodontist will be one of the leaders of this team. Orthodontics also should be represented on the staff of the rehabilitation clinic which will be attached to the central hospitals and come into operation very soon. The role of orthodontics in the campaign against our two main social dental diseases — caries and the periodontal diseases — is certainly an important one. It should be promoted in every way.

No wonder that the Health Administration of this country is in great need of trained orthodontists and takes a deep interest in education and research in orthodontics. It is my sincere hope that your work at this Congress has been and will be successful and that the activities of your Society will contribute highly to the progress of your science.'

The number of members stood at 344. A proposal was made to increase the subscription for temporary membership to £4 and to increase the price of the transactions to £3. There was also a proposal that three classes of membership should be introduced: full, associate and honorary.

### ***1957 - 33<sup>rd</sup> Annual Congress***

*President:* Etienne Fernex


*Date:* 28 August -2 September

*Venue:* Salle du Conseil Général, 24 Rue Général Dufour, Geneva, Switzerland



### **Etienne Fernex (1904-2007) and Odette Fernex**

Dr Fernex received his Swiss Federal Diploma in Dentistry in 1927 and his Doctoral degree in 1931 from the University of Geneva. He then continued his studies in medicine and became a physician in 1935, Private Docent in 1946. He was Professor and Chairman of the Orthodontic Department, University of Geneva from 1947 to 1974. He was the initiator and director of the public dental service for schoolchildren in Geneva in combination with the chairmanship of the Orthodontic Department.



Membership card

### *Congress Report/Business Meeting*

The Congress opened with the Annual Business Meeting when the new Constitution was presented. A number of papers were given by EOS members and several from distinguished friends from the other side of the Atlantic, amongst whom were Allan Brodie and Jack Salzmann.

The outing was to Lac Lemman by steamer. On the return journey the Silver Mill Competition took the form of a clay pigeon (skeet) shoot, and the passage back to Geneva must have seemed somewhat noisy to those on the shore, being punctuated continuously by the discharge of the 12 bore guns from the stern. In spite of their efforts not to be so, our Swiss hosts found themselves the winners — with the French team a close second. The ladies also took part in a competition in improvising millinery with such materials as might be found to hand. Many remarkably successful creations were contrived and in the course of their efforts the flower and table decorations disappeared with remarkable speed! When it came to judging the ladies' efforts, the panel of judges were the essence of diplomacy. There were as

many prizes as teams, one for originality, one for skill and so on, and curiously enough it so happened that each team was best in one particular aspect, so that each received a prize and none two!

### ***1958 - 34th Annual Congress***

*President:* Arne Björk

*Date:* 4-8 July

*Venue:* University Institute of Medical Anatomy, 63 Nørre Allé, Denmark




### **Arne Björk (1911-1996) Britt Björk**

Dr Björk was born in Sweden, and after qualifying practised in Vasterils from 1937 to 1951. He obtained his doctoral degree in odontology in 1947. After occupying the Chair in Orthodontics at the School of Dentistry in Malmö from 1949-50 he became Professor and Chairman of the Department of Orthodontics at the Royal Dental College in Denmark in 1951. In 1949-50 he was a Research Fellow and guest lecturer at Northwestern University in Chicago, and in 1958 a Research Fellow at the National Institutes of Health at Bethesda, Maryland.

In 1947 he published his dissertation '*The face in profile*' which has since been recognized as a major contribution to the field by orthodontists throughout the world. This was the beginning of a research activity that was to cast new light on both theoretical and practical orthodontics and to change the very foundation of the profession. Dr Björk then continued his research and developed the implant method which allowed the variation and dynamics of facial development to be analysed. His further investigation of the variations in the individual maturation process helped to give the concepts of growth spurt and dental and physical maturity new implications.

Teaching was a vital interest to Björk. In Denmark, as well as internationally, he was a highly respected lecturer. He was appointed vice-president of the Danish Orthodontic Society in 1953.


Dr Björk was married to Britt Lundeberg from 1937 to 1963 and in 1963 he married Lise Lawaetz who was a specialist in orthodontics.



Poster presentation of C P Adams



Silver Mill Competition



Delegates



Maurice Hallett and Philip Walther

*1959 - 35<sup>th</sup> Annual Congress*

*President: M Jacques Autissier*

*Date: 6-11 July*

*Venue: Faculté des Sciences, Place Victor Hugo, Marseille, France*





(Professor Alexander A Limberg of Leningrad, Russia)



## *Congress Report/Business Meeting*

The lecturers came from far a field. For example, the first lecture was by an old friend and past President, Professor E Fernex, but for the second, we welcomed a newcomer in Professor V Borovansky from Prague. He was followed by Dr J Koeff of Sofia, and so speaker followed speaker from all over Europe and the USA. On the Wednesday, a symposium was held on congenital palatine clefts, with Professor A A Limberg as Chairman of the Session.

The Honorary Treasurer report contained the following: ‘...whilst the majority of members continue to pay their subscriptions in good time, and for this I am most grateful — it makes my work and accountancy much lighter. There are a few, who, for one reason or another, fail to pay their subscriptions regularly. Some have difficulty in transferring their subscriptions to England, and I have no doubt that it is your wish that I do whatever I can to help solve their problems, in order that we keep these keen, enthusiastic colleagues members of our Society. Others may be too busy in their private affairs to deal with such unimportant details, and a few just cannot be bothered until they want to attend a Congress, and then they owe a lot and find it difficult to meet their arrears. With this last group I have little sympathy.’

The Honorary Treasurer reported that £1,933 in the bank but a sum of £800 was required for publication of the transactions. A letter had been received from the Secretary Treasurer of the American Association for Orthodontists stating that they would like to develop a relationship between the two Societies. It was suggested that they should have affiliate membership to encourage visitors from outside Europe but they would not be able to vote or hold office.



Banquet at the Chateau Borély



## **1960 – 36<sup>th</sup> Annual Congress**

*President:* Hugh Theodore Alex McKeag

*Date:* 30th June to 5th July

*Venue:* David Keir Building, Queens University of Belfast, Northern Ireland, U.K.



### **Hugh Theodore Alex McKeag (1893/4-1965/6)**

Dr McKeag obtained his B.Dent.Sc, Dublin, Ireland, B.A. He trained in the USA. In 1920 the Standing Committee of the Senate of Queen's University Belfast, recommended the passing of a statute empowering the university to confer the distinctions of LDS, BDS and MDS, and the creation of lectureships in Dental Surgery, Dental Mechanics, Dental Metallurgy and Materia Medica, and Orthodontia. These lectureships were subsequently advertised at a salary of £50 per annum and Dr McKeag, was appointed as Lecturer in Orthodontia. The period of office commenced on the 1<sup>st</sup> October 1920. He was created Reader in 1952 and remained in post until 1959. The above tells us that he was one of the original staff recruited when Belfast Dental School opened in 1920.



Lady Wakefield, Mrs McKeag and ? at Belfast Castle

FRIDAY, 16 JULY	
09.00	Dr. A. S. SAKSTEDT and Dr. S. LITNER-ARHONOFF— Stockholm, Sweden. A Comparison between Starch and Stain Treatments in respect of Orthodontic and Facial Hygiene.
10.00	Discussion
10.30	Dr. GREEK WALKER—London, England. Terminology of the Orthodontic Profession.
11.45	Discussion
COFFEE	
11.45	Dr. K. REDGEMAN and Dr. B. JENSEN—Stockholm, Sweden. Significance of the Third Molar to the Pathology of Crowding
11.45	Discussion
12.30	Dr. E. HALLGREN—Borås, Sweden. Tooth Decay and Malocclusion
12.30	Discussion
LUNCH	
14.15	Dr. C. CYRIL—Antwerp, Belgium. Contributions of Orthodontics to the Study of the Dentition
14.45	Discussion
14.45	Dr. S. S. JACKSON—Bristol, England. Hygienic Lines for Facial Growth: Some Short & Long Term

Extract from the list of presenters

### *Report of the Congress*

The Conference was formally opened by the Vice-Chancellor of the University, Dr Michael Grant, and the Presidential Address then initiated seven sessions of scientific programme of an extremely varied and interesting nature. Perhaps the highlight was the discussion on a paper by Professor R Selmer-Olsen on 'Biometrics-Biology', opened by Dr Holly Broadbent. The alternations between these two approaches to orthodontics in the programme seemed almost designed to illustrate the virtues of both.

The Congress Outing was to the Mountains of Mourne where the Silver Mill Competition was held. Some 20 teams competed.

### **RULES FOR THE SILVER MILL COMPETITION**

It was decided to compete for the Silver Mill Trophy in the ancient and little known game of 'Horseshoes'. The origins of the game are obscure and are probably lost in the mists of antiquity dating from the time when the horse was domesticated and was first shod to protect his hooves during his work in the service of man.

Horseshoes is played in the open air on a smooth or clay ground. Horseshoes are thrown at an iron pin driven into the ground from a distance which is fixed, depending on the skill and experience of the player. The rules and scoring vary a little from place to place and may be modified to suit the circumstances under which the game is played.

For the purposes of the Silver Mill Trophy Competition, the following rules were used:

1. A team shall consist of four members.
2. Each member of a team can throw four horseshoes.
3. Scoring - points are given depending on how near the pin the horseshoe lies:
  - a) Outside two feet from the pin 0
  - b) At but not inside two feet 1
  - c) Inside two feet 2
  - d) Touching the pin 3
  - e) Surrounding the pin, a 'ringer' 4
4. An umpire and scorekeeper will supervise each game. His decisions will be final.
5. The team with the highest score will be declared the winner.

After a little practice by members of the teams, a keen and lively competition took place. This was enjoyed by all, not least the spectators whose interest in their country's performance led them to crowd around the pins to note the value of each shot only to retreat hastily as the next missile sailed towards the target. Nothing worse than a few rapped ankles resulted.

The competition was won by Germany.



The following is a report from Barry Brown of the Anglo-Scandinavian Orthodontic club at their meeting in Belfast:

‘This informal club was founded in collaboration with Professor Friel from Dublin, Dr McKeag of Belfast and several leading Norwegian and Swedish orthodontists – James Scott was a member. The club held its meetings once a year a few days before the EOS conference. The organiser found an attractive hotel with a small conference hall where we could all stay and socialise and discuss. While the EOS members were mostly practicing orthodontic clinicians, the members of the club were all active research workers in different aspects of orthodontics. It was the ideal informal environment in which to have one’s work critically reviewed and perfect for talking shop. I learned a lot. James shone in this relaxed environment where, there the emphasis was on adequate time to discuss every paper. In a way the club was a re-run of the EOS main meeting and as such was resented by the senior organisation. Dr. McKeag had invited me to join and I know I learned more from this dedicated research club than many hours of attending the main EOS meeting. The subsequent EOS meeting was a bit of an anticlimax. It was on such a big scale and had such a wide range of papers of very variable quality that I found it difficult to focus.’

### ***1961 - 37<sup>th</sup> Annual Congress***

*President:* Giorgio Maj

*Date:* 7-11 September

*Venue:* Palazzo Re Enzo, Bologna, Italy



### **Giorgio Maj (1916-1988)**

Dr Maj was born in Bologna, Italy. He graduated *cum laude* in Medicine and Surgery at the University of Bologna in 1940, where he worked as an assistant until he became Chair of the Orthodontic Department at the Istituto Beretta in 1944. From 1944 to 1981 he was Chair of the Department and Professor of Orthodontics in the postgraduate School of Odontostomatology at the University of Bologna. He was later professor of orthodontics at the University of Ferrara.

In 1973 he also nominated President of the SFODF. Well known are his Manuals of Orthodontics, first published in 1964.

# EUROPEAN ORTHODONTIC SOCIETY

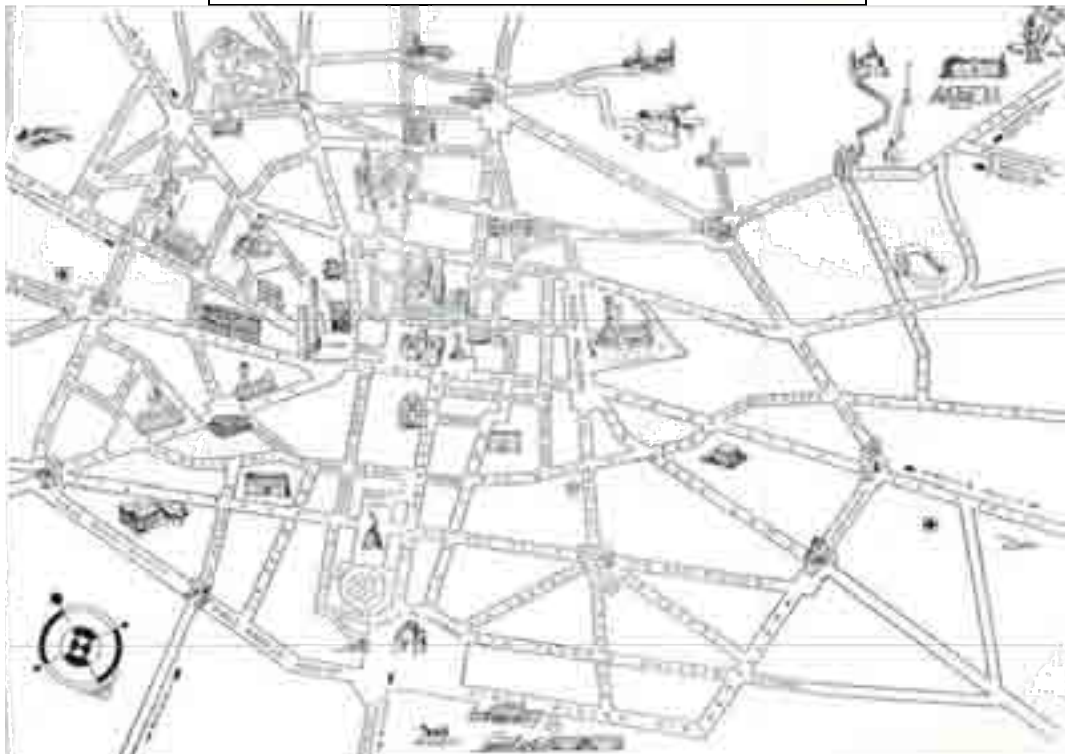
THIRTYSEVENTH CONGRESS



SEPTEMBER 7th-12th, 1960

*Bologna*

PALAZZI DI BILEGNO E DEL PODESTA  
PIAZZA DEL SETTEMO



Street map of Bologna (1961)





Tom Graber



Don Woodside



The Palazzo de Re Enzo



The British Team in trouble during the Silver Mill



## *Congress Report/Business Meeting*

The Congress was opened by the President who reminded us that the University of Bologna is probably the oldest in Europe, arising spontaneously during the latter part of the 11<sup>th</sup> century. Later, whilst visiting the University itself we were to see documentary evidence of the very first diplomas which were ever given.

Sunday was the day of total relaxation and the setting this time had been chosen at Rimini on the Adriatic coast. The bus left in the early morning arriving before lunch. Many members were able to manage a quick bathe in the delightfully warm sea before repairing for lunch at the Hotel Ambasciatori. The size and extent of this lunch was not entirely conducive to immediate further bathing or sporting activities, nevertheless the members proceeded to the harbour for the Silver Mill Competition and sufficient hardy spirits, contemptuous of digestive and coronary complications, were found to represent their countries. The race consisted of rowing the typical double pontoon craft well-known on this coast and many amusing and enjoyable incidents followed, particularly for the spectators. The British team distinguished itself by successfully completing the supposedly impossible manoeuvre of inverting its craft so that its crew had to take to the water, and, not for the first time, a combination of skill, energy and science brought Switzerland into the first place.

It was proposed that articles 3 and 5 of the Constitution, which related to provisional and full membership should be altered; provisional membership would be for three years but they would not be entitled to vote during that time. It was also decided to charge guests accompanying members to functions and the fee would be £1 per person. The death was announced of Professor Kantarowicz.

### ***1962 –38<sup>th</sup> Annual Congress***

*President:* Klass G Bijlstra

*Date:* 15 June

*Venue:* University of Groningen, The Netherlands



### **Klass G Bijlstra (1905-1985)**

Dr Bijlstra qualified as a dentist in 1930, having undertaken his undergraduate orthodontic theoretical education with Dr J A W van Loon. For Bijlstra these lectures were not that inspiring to awake a special interest for orthodontics. According to Bijlstra the lectures were very amusing but lacked any systematic approach. Van Loon hardly spoke about orthodontic appliances and never showed treatment results. Moreover van Loon had his doubts if dentists were able at all to perform orthodontic treatment.(those brave students who ventured to tell that they were planning to perform orthodontic

treatment later on in their general practice were strongly discouraged to do so). Some years after graduation Bijlstra worked in a large Dutch National Health dental practice in Hengelo where he was responsible, with two colleagues, for the dental health of 40,000 patients. This work did not provide a great deal of experience with orthodontic diagnostics and treatment as the national health in those days allowed quite a number of dental treatments but no orthodontics.

During the occupation, a number of dentists secretly gathered around the late Professor M Hut planning for improvement and reorganization of post war dental education. The government was willing to support improvements in dentistry and dental education that it had been blocking for many pre-war years. Not only did dental education become academic based but also beside the existing dental faculty in Utrecht, a second dental faculty was opened in Groningen. For the orthodontic professorship there were two candidates, Duyzings and R W Broekman. Duyzings wanted to succeed his former tutor van Loon in Utrecht but, completely against expectations, he was passed over. He felt so offended that he rejected the professorship in Groningen that he was offered. Finally after 20 years he had to satisfy himself with the professorship in Amsterdam.

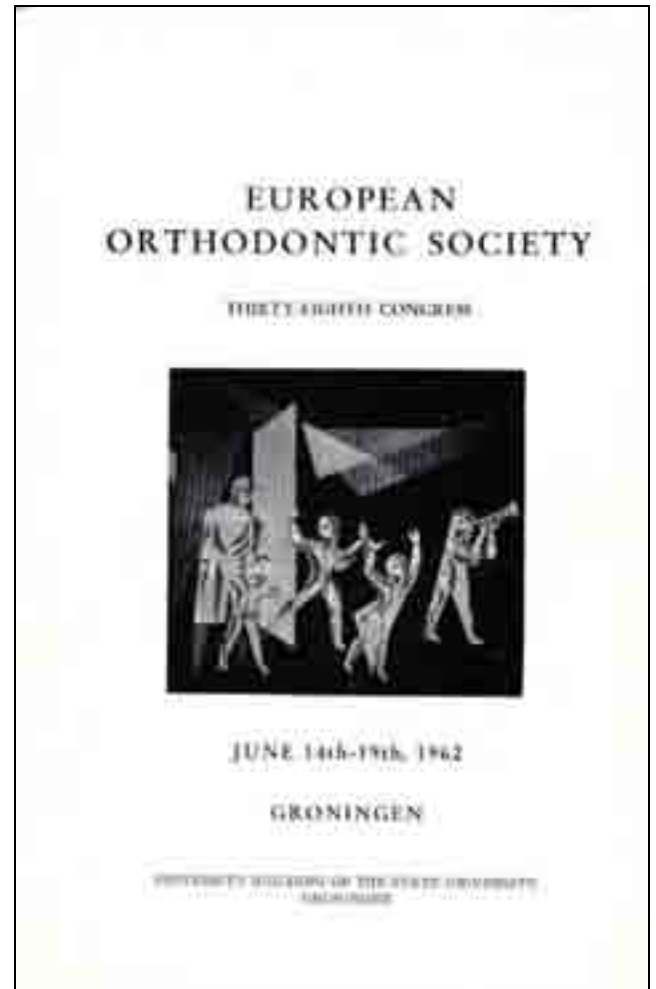
By 1947 Bijlstra had become convinced that the development and improvement of orthodontics in Holland would be best served if a number of dentists dedicated their efforts exclusively to orthodontics. The Dutch Society for Dentistry also became aware of problems of orthodontics and general practitioners and created a committee to investigate and regulate the possible introduction of orthodontics as a specialization in the Netherlands. The chairmanship was given to Bijlstra. In 1949 the committee reported to the board and affirmed the positive answer on the question on orthodontic specialization, stressing that the introduction of the orthodontic specialization was more urgent than that of any other branch of dentistry. An important point of this introduction was that it would in no way limit the competencies in the field of orthodontics of the general practitioners, the future orthodontists for their part would have to limit their practice strictly to orthodontic work. Moreover the criteria to be met by future orthodontists were scrutinized.

### *Recollections of Cees Booy*

With pride, the President could show his brand new orthodontic department, which, for the president's reception, had been changed into a garden atmosphere. Lectures were held in the main, historical university building. The programme consisted predominantly of invited speakers with real space and time for discussions – hard to imagine today. An American participant stated: Mr. President 'your congress was a honey'. Professor Bijlstra was a great diplomat. He managed the institution and regulation of the speciality of orthodontics in The Netherlands in 1953 even before oral surgery was founded.



Nel and Klass Bijlstra



### *Congress Report/Business Meeting*

The Congress was opened by the Rector Magnificus of the University, Professor F H L van Os. The main theme of the Conference was 'Distocclusion' with guest lectures from Dr J van Limborgh, Professor L J Baume, Mr J van Aken, Dr W A Elasser and Professor C F A Moorrees. Subsequently 23 lectures and 10 demonstrations were given, and three films were shown.

The Silver Mill Competition was held during an excursion to the lakes in Friesland. This consisted of a two lap race from Grouw, and it was extremely pleasing to all concerned that the Dutch team won by a narrow margin, for they were both hosts and donors of the Silver Mill.



During the meeting Honorary Membership was awarded to Norman Gray of Eastbourne, England. Professor Bijlstra also proposed that nominations for President should be signed by members from at least three different countries and the Constitution was changed accordingly.

### ***1963 - 39<sup>th</sup> Annual Congress***

*President:* G E M (Maurice) Hallett

*Date:* 8-12 July

*Venue:* Physics Building, King's College, Newcastle-upon-Tyne, U.K.



**Maurice Hallett (1912-1998) and Anna Hallett**

Dr Hallett was born in Birkenhead, Cheshire, U.K. His mother was French and he rejoiced in his French connection, something that always coloured his life's achievements. He was educated at Birkenhead Institute and the University of Liverpool, where he had a most distinguished and prize winning undergraduate career. After qualifying in 1934, he became a school dental officer. In 1940 he joined the Army Dental Corps and served in France, Belgium and Germany. He was mentioned in despatches and was demobilised with the rank of Major.

In 1946, he was appointed lecturer in children's dentistry and orthodontics at Newcastle and formed an effective working relationship with Professor Jimmy Lovel. They, with Robert Bradlaw, made the energetic thrust to enhance dental education in Newcastle. He was appointed reader in 1948, professor of children's dentistry in 1951, and dean of dentistry in 1960, a post he held for 17 years until his retirement.

He played a major role in the planning of the new school and hospital. It is a testimony to his success in difficult and protracted negotiations with the University Grants' Committee and the Department of Health. The building is a memorial to him as, viewed from the air, it is in the form of the letter 'H'. He was known as the flying dean after gaining his pilot's licence in 1968. He checked on the progress of building by flying regularly over the site and obtaining photographic evidence. He achieved national and international prominence in his speciality of child dental health. He was a highly respected member of the General Dental Council and a former president of the SFDOF.

His interest in literature, history and the visual arts seemed limitless. He was an expert in the use of language, which contributed to his effectiveness in communication.

---

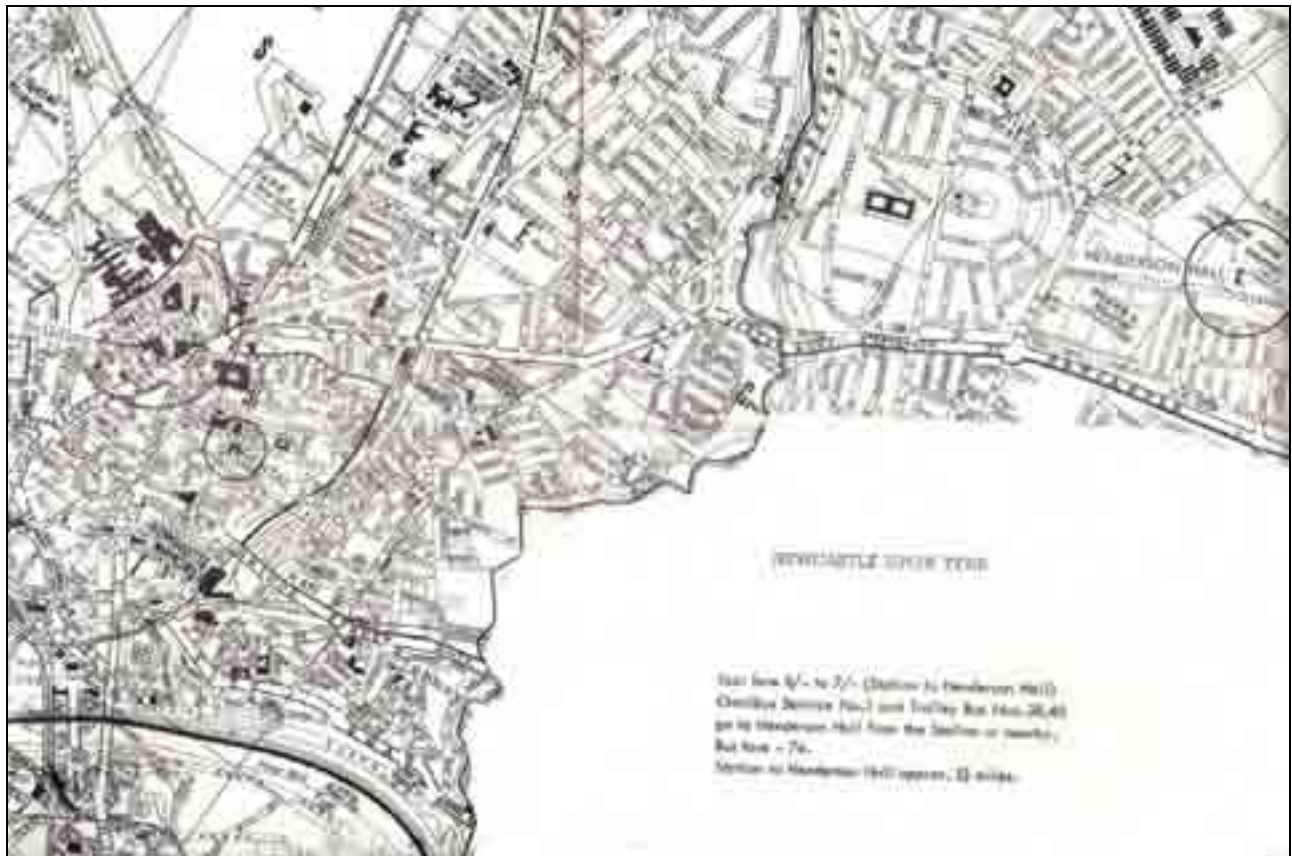
*European Orthodontic Society*

*30th Congress*

---

*July 4 — 11 1963*  
*Newcastle upon Tyne*

**KING'S COLLEGE    UNIVERSITY OF DURHAM**



Map of Newcastle in 1963



Margaret and Andrew Richardson of Northern Ireland with Paul Démogé of France

### *Congress Report/Business Meeting*

The Rector of King's College officially opened the Congress by welcoming members with a witty and pertinent address. This was followed by the Presidential Address and then a guest lecture by Professor Lundström.

An excursion was arranged to the Farne Islands, off the northern coast of Northumberland. After travelling by road through the attractive countryside to the fishing village of Seahouses, members

embarked on fishing boats, known locally as cobs, and enjoyed the stimulating salty air of the North Sea. The Farne Islands provide a nature sanctuary, in particular for birds and seals. The rock scenery and crystal clear seas gave a peculiarly northern background to the tireless activity and enormous flocks of sea birds.



Visit to the Farne Islands

The theme for the Silver Mill Competition, which took place during the banquet, was a dance contest. This was won by Italy.

***1964 - 40<sup>th</sup> Annual Congress***

*President:* Harry N Haralabakis


*Date:* 6-11 July

*Venue:* Polytechnical Schools, Athens, Greece



**Harilaos (Harry) Haralabakis (1909?- )**

Dr Haralabakis, who was born in Tegea, Arcadia, Greece, graduated from the University of Athens in 1930 and from the School of Dentistry of Montreal University, Canada in 1938. He also received a MD from the School of Medicine, University of Athens in 1950, a doctorate in dentistry from the same University in 1951, and a Master of Science in Orthodontics from the University of Michigan in 1953. He was appointed Professor of Orthodontics at the University of Athens, School of Dentistry in 1958, a position which he kept until 1979, when he retired. He served at the University of Athens, under many capacities including those of Director of the Department of Orthodontics, and Dean of the School of Dentistry.



Technical School





Delegates at the meeting



Matie and Vilma Grobler (South Africa)  
Gala Dinner, Royal Naval Club, Piraeus

## *Congress Report/Business Meeting*

The first scientific paper of the meeting was delivered by Professor A Björk who presented a characteristically informative exposé on the sutural growth of the upper face studied by the implant method.

The Congress Outing first went to Piraeus and then eastward along the enchanting sinuous coastline to Sounion and to the temple of Poseidon poised on a dominant headland. After a little time the delegates went down the hill to the little bay under the headland and to the restaurant. There, whilst some watched from the beach, others formed up in the water to compete over a 100 metres course in a swimming race for the Silver Mill. Between 20 and 30 took part and the winner was Dr Fitting who took the Silver Mill back to Lausanne (not for the first time!). There was also a similar race for the ladies and the winner was recompensed with a charming necklace of classical design.

Honorary Membership was given to Professor Korkhaus of Bonn and Mr Watkin of Liverpool. The total assets of the Society at that stage were approximately £4,000.00. The membership stood at 570. Professor Jim Moss applied for membership.

### ***1965 – 41<sup>st</sup> Annual Congress***

*President:* Anders Lundström

*Date:* 15-19 June

*Venue:* Apollonia Hotel, Stockholm, Sweden



**Anders Lundström (1916-2009)** and Olga Lundström who was born in Lappland and was a dentist who worked at the Eastman Institute, Stockholm.


Dr Lundström is the son of Axel Lundström, the famous orthodontist. This undoubtedly influenced his choice of career. He graduated as a dentist in 1937 and immediately concentrated his subsequent studies on orthodontics under the guidance of his father. In 1944 he was appointed Associate Professor of Orthodontics at the Dental School of Stockholm (later the Faculty of Odontology within Karolinska Institute). In 1949 he was appointed full-time Professor of Orthodontics, a chair that he held until his retirement in 1981.

Dr Lundström's long and productive scientific activity has, from an early stage, been concentrated on central questions within the sphere of orthodontics, namely, the aetiology of dentofacial anomalies, their frequency and classification. Initially the relative role of heredity in the development of the

dentition caught his interest. The well-known biologist Gunnar Dahlberg was his tutor and this collaboration led in 1948 to the thesis 'Tooth size and occlusion in twins', which soon became one of the classic contributions to our understanding in this field. He also investigated other essential aspects of orthodontics such as the indications for orthodontic treatment, the growth of the facial skeleton and the clinical significance of cephalometric analysis. He was editor of 'Nordisk larobok i ortodonti' in collaboration with teachers from other Scandinavian dental schools.

In 1953 he was invited to be visiting professor at the orthodontic department of the University of Michigan, Ann Arbor. Several times during his career he was invited to lecture at international symposiums and congresses in the USA and England. He is an honorary member of Odontologiska Foreningen, Odontologic Faculty, Karolinska Institute, Stockholm 1955, Honorary degree of Doctor of Science at the Trinity College, Dublin 1960, Doctor of Dental Science at Durham University, Newcastle 1963, Swedish Orthodontic Society 1968, Honorary fellowship of Royal College, of Surgeons in Ireland 1970, and BSSO and EOS 1982. In 1962 he was elected Dean of the Dental School of Stockholm where he participated on several committees which led to the development of a new curriculum for undergraduate dental education as well as the new dental school in Huddinge.

He enjoys art, music and poetry and is gifted artist. He has produced exquisite water-colours, mostly from the archipelago of Bohuslan, where he spends the summers with his family. His artistic ability also manifests itself in complicated and ingenious mobiles often made from orthodontic materials.





? and Sten Linder-Aronson



Birgit and Holger Thilander



Frans van der Linden



### *Congress Report/Business Meeting*

The Scientific and Business Meeting were held at the Hotel Apollonia, which has the unique distinction of having been built by the Swedish Dental Society.

The outing by boat was to Gripsholms Castle. After a visit to the castle, the contest for the Silver Mill was held in the form of a co-educational sack race. There was considerable betting as the German team beat the American team by a very short head and an unfortunate tumble.

The banquet took place in the modern City Hall. Among the speeches given was an address by Dr Osvald, the representative of the Swedish National Board of Health. After welcoming the members and guests in the name of the Swedish Government, he went on to say how much the specialty of orthodontics had become an important facet of health measures in his country. The problem of adequately meeting the challenge of orthodontic treatment to a large number of children was one of the most difficult tasks because of the intricacy of treatments, the lengthy graduate teaching required to train specialists and also because of the growing awareness of the public of the desirability for their children to receive treatment. The very thought provoking address of Dr Osvald was greeted with applause from members of all countries.

The Honorary Treasurer reported that during his term of office the membership had tripled and proposed employing a full time secretary which probably means increase in subscriptions by at least £2. No decision was taken but this would be kept under review. Mr Burke, the Honorary Editor, reported that the transactions from the 1964 Congress in Athens was the largest ever published by the Society, consisting of 548 pages and there were 39 papers, four demonstrations and abstracts. He felt that the transactions had probably now reached its upper limit and that they would have to be more stringent in terms of quality and length of papers. It was agreed that authors should be requested to submit their manuscripts at time of the Congress or at the very latest within two months of the date of the Congress and that each paper should not be more than 3,000 words.

### ***1966 - 42<sup>nd</sup> Annual Congress***

*President:* Hans Derichsweiler

*Date:* 4-8 July


*Venue:* 'Kongress-Halle', Garmisch-Partenkirchen, Bavaria, Germany



**Hans Derichsweiler (1910-1989)**

Dr Derichsweiler of München studied medicine and dentistry. After his postgraduate studies in orthodontics, he opened one of the first orthodontic practices in München. He resumed contact with his foreign colleagues immediately after the end of WWII. Derichsweiler contributed significantly to the progress of orthodontics both in Germany and internationally. He also played a large part in the promotion of the Anglo-American developed enhanced fixed appliances the ‘forcierte Gaumennahterweiterung’, known as the ‘Gaumensprengung’. During the 1950s he treated numerous patients using this method and gave several lectures on the topic.

He was an honorary member of the German Orthodontic Society.



## *Congress Report/Business Meeting*

The President's reception took place in the beer-hall setting of the 'Kurtheater'. The evening ended with a magnificent firework display with the letters 'EOS' being illuminated on the mountain-side.

The next day was dedicated to work again on the subject of removable appliances versus fixed appliances. This furnished an opportunity for the tenants of both philosophies to confront their ideas in a very enriching way for all who both took part and listened.

The full-day excursion was to Oberammergau where the town folk presented a drama of the Crucifixion, since the plague had stricken the town many centuries ago. This was followed by a visit to the glittering baroque glory of Schloss Linderhof, an extravaganza built by King Louis II of Bavaria in the last century. After lunch, the members were the guests of the monks of Kloster Ettal where the Father Prior welcomed them and detailed the history of the church, explained in three different languages by a monk of the Monastery. The day was made when national teams competed for the Silver Mill of which Germany has been the tenant since the Stockholm sack-race. This capital event was held at the Olympic Ice Stadium. Both men and ladies teams entered the competition which provided great fun to both competitors and onlookers. Some spectacular falls were noted as the curling-stones were thrown. As one could expect, the Americans, with powerful Canadian reinforcement, gave a very impressive performance in the ladies event and so did Sweden among the men. Somehow the Danes did not seem to be as happy as one would expect Scandinavians, and everybody wondered if Copenhagen wasn't after all such a warm city that ice never formed.

The annual subscription was £6 and the entrance fee to the Congress was £4, or temporary members could attend the conference on payment of a fee of £8. Copies of the Transactions had to be purchased separately. The deaths were announced of Mr Chapman who had been President in 1938, Dr McKeag, President in 1960 and Mr Watkin, who was an honorary members. The total membership stood at 797.





Beer-hall setting of the 'Kurtheater'



Curling

***1967 - 43<sup>rd</sup> Annual Congress***

*President:* Paul Herren

*Date:* 1-5 July

*Venue:* Kursaal, Berne, Switzerland






**Paul Herren (1913-2008)**



Dr Herren undertook his dental studies at the Universities of Basel, Bern and Zürich and his graduate studies with Professors Petrik and Schwarz in Vienna. As Professor and Chairman he directed the Orthodontic Department at the University of Bern from 1954 to 1978. From 1972 he was Chairman of both dental specialties, orthodontics and paedodontics. He implemented a paedodontic service for schoolchildren in the canton of Bern in 1957. His research activities were in the fields of functional orthopaedics and morphometry. He is an honorary member of the EOS and the German, Italian, Israeli, Korean and Swiss Orthodontic Societies.



*Congress Report/Business Meeting*

The Congress was held in the Kursaal which overlooks the city of Bern and the distant peaks of the Bernese Oberland. The scientific meeting was centred on the important subject of the difficulties and failures experienced under various treatment techniques. Needless to say, this brought forth a very lively exchange between the advocates of the numerous approaches which are favoured around the world.

The Congress Outing, via Interlaken, was to Scheinige Platte. There, in Wilderswil, selected scenes from the Interlaken William Tell were performed in a vivid and patriotic manner. Encouraged by such a display of skill, national rifle teams were organised to contend for the Silver Mill. The Swiss were superb but had to bow gracefully to the brilliant performance of Finland.

For the first time in the Society's history, the blue EOS flag, was flown over the Kursaal.

The death was announced of Norman Gray, who was Honorary Secretary of the Society from 1949 to 1954. The decision was taken to employ a part-time secretary (Mrs Webster).





William Tell

***1968 - 44<sup>th</sup> Annual Congress***

*President:* Roger Xavier O'Meyer

*Date:* 1-5 June

*Venue:* Palais des Congrès, Monte-Carlo, Monaco PTE



**Roger Xavier O'Meyer (1911-1987)**


(Information kindly provided by Dr Georges Skinazi of France)

Dr O'Meyer was born in Pantin, Paris, France, where he came from a modest background. He started his career at 15 years of age when he became a technician in a dental prosthetic laboratory in the suburbs

of Paris. Ten years later he obtained his degree in Dental Surgery from the Paris Medical Faculty. While practising his profession, he became particularly interested in orthodontics, but as he did not consider his work within the remit of a true speciality, in 1951 he enrolled at the Northwestern University in Chicago and returned in 1954 with the qualification of 'Master of Sciences in Orthodontia' which was linked to his thesis concerning the relative independence of the alveolar process.

His life was divided between his position as a liberal specialist of high renown in Paris and his desire to teach his discipline throughout Europe. In 1966 he undertook the First Postgraduate Teaching of Edgewise Treatment (EPGET). He was involved in the foundation of the European College of Orthodontics and was appointed Professor of the National Faculties of Dental Surgery in 1968, and in 1974 University Professor and Head of the Dentofacial Orthopedic Department at Paris VII University.

Dr O'Meyer never stopped and, like the great playwright Moliere who died on stage, he collapsed suddenly, of a heart attack, during the meeting of the EPGET in Monaco which he was chairing.





Delegates



Reception at the Hotel de Paris given by their Royal Highnesses Prince Rainer and Princess Grace of Monaco



Traditional Monegasque costume

## *Congress Report/Business Meeting*

From 1st to 5th June 1968, while France was in the grip of a general strike, the EOS held its Congress in Monte Carlo. It was originally intended that this should be a joint meeting with the SFODF, but in view of the unrest in France their meeting was cancelled. As tension in France relaxed slightly a sufficient number of SFODF members eventually arrived to make it possible to hold a meeting of this Society and the two Congresses ran concurrently.

The scientific programme began with a round table discussion on 'Mandibular growth and joint development'. A very interesting discussion developed between Mr W A B Brown; Dr J P Charlier; Dr D H Enlow; Dr E H Hixon; Dr A Petrovic and Dr P P Schudy under the chairmanship of Dr M Chateau. Dr Enlow took the chair in the afternoon session when papers were read on the subject of 'Facial growth'.

Whit Monday saw a marked improvement in the weather, and, in beautiful sunshine and in holiday mood, the Congress party assembled on the S/S Gallus in Monte-Carlo harbour for a full-day excursion to the Iles de Lerins. During the cruise along the coast to the islands, the first round of the international Silver Mill competition was held. The President had chosen Ball Trap - or clay pigeon shooting - as the competition that year. After lunching on the boat, the passengers disembarked at the island of Ste. Marguerite and spent a few pleasant hours swimming, sunbathing, or walking round the island, and of course visiting the prison where the mysterious Man in the Iron Mask was held prisoner for nine years before being taken to the Bastille. On the return journey the boat sailed in close to the island of St. Honorat, where the famous 4th Century monastery, one time home of St. Patrick, the patron saint of Ireland, is situated. Once out of range of the land, the competition for the Silver Mill began again, but no one could outshoot the French team of Professors O'Meyer and Gugny, and France was the winner of the trophy for 1968.



Clay pigeon shooting

## ***1969 - 45<sup>th</sup> Annual Congress***

*President:* William (Will) Russell Logan

*Date:* 7-11 July

*Venue:* David Hume Tower, Edinburgh, Scotland



**William (Will) Russell Logan (1905-1974)** and Rose Logan

(Extracts from an obituary published in the BDJ)

Dr Russell Logan was granted the diploma in dental orthopaedics of the RCPS, Glasgow, in 1952. In 1951 he received a fellowship in dental surgery of it the Royal College of Surgeons of Edinburgh and FDS RFPs Glasgow in 1967. He was the first honorary secretary to the Dental Council in Edinburgh. He had been President of the Royal Odonto-Chirurgical Society and received honorary membership. He served on the Central Health Services Council for Scotland and on the Joint Advisory Committee. A loyal member of the BDA, he was President of the East Scotland Branch in 1955-56.

He embarked upon intensive study of what to him was almost a new discipline. Interested in work being done in Germany, particularly by Korkhaus, he took 'crash courses' in German to enable him to go to Bonn and hear his lectures. With great difficulty as this was just after the war, he gained admittance to East Germany where he studied with Fränkel. He was consultant and teacher of orthodontics in Edinburgh University Dental School for the East of Scotland Regional Hospitals Board; he was consultant orthodontist for the County of Fife, the Lothians and the Borders.

He had many honours, but that which he valued most was to be made President of the EOS. It was a mark of respect and affection from his colleagues in Europe, and to preside at the annual conference in his native city set the seal upon his happiness.

Interests outside his professional life were many. A keen territorial he received the Order of the British Empire and the Territorial Decoration. At the outbreak of war, he was transferred from the Field Artillery to the RAMC in a field ambulance unit. In 1945 he among the first troops to enter Antwerp when the city was liberated.

He was fond of sailing and possessed a sailing dinghy on the Firth of Forth. He liked riding, gardening and carpentry. He was an omnivorous reader. He was the third generation of dentists in the Logan family.

The Royal College of Surgeons of Edinburgh.

*Petition for Admission to Examination for Fellowship.*

I request the favour of being allowed to appear for Examination, with a view to admission to a Fellowship of the Royal College of Surgeons in Edinburgh. I am about twenty-five years of age and otherwise qualified in terms of the Regulations of the College.

Name in full *William Russell Logan*

Present address *George Square  
Edinburgh 8.*

Last address *do*

Professional qualifications where granted, and date *L.R.C.P.S. Edin 1912*

*L.D.S. Edin 1912*  
*M.B. Ch.B.*

Wherein appointment held *Resident Surgeon, Princess Margaret Rose Hospital  
for Hospital Children.  
Dental Tutor, Edinburgh Dental Hospital - School*

*Appointments & Public Notices*

*Commissioner of Prisons, "Notes on the Life & Antiquities of the Prisoners' Guild" Edin 1911 - "The  
Development of Hospital Dentistry" Edin 1911 - "The Education of the D.D.S. of 1911"  
"Dentistry in the U.K." 1911 - "The Dental Profession" Edin 1911 - "The History of the  
D.D.S. of 1911"*

*Optional Subjects*

*Dental Surgery*

*Edinburgh 1911  
Edin 1911*

(Information from The Royal College of Surgeons of Edinburgh)

**SYSTEM  
996**

... offers you the first scientific, computerized, pre-formed Orthodontic Band inventory control system. This new Rocky Mountain system has been used for over 1000 years. It is suitable for clinics as well as private practice.

What does System 996 do for you?

1. Assures you that you will have the band just you need and yet keeps your band inventory (the Wasted or Fluffy) at a minimum.
2. Minimizes your recording to less than five bands a year and eliminates boring stock numbers and encumbers work. Only band numbers are used (996 does the rest).
3. Provides a personal inventory control according to your individual needs at NO extra charge.

996 provides the essential evidence you need to determine which band inventory system will give you the most efficient and accurate results.

For complete detailed information contact your RMA Representative or write to: Department "996"

ROCKY MOUNTAIN PERIODIC SYSTEMS, INC. 1715 13th Street, Suite 100, Boulder, CO 80502  
ROCKY MOUNTAIN PERIODIC SYSTEMS, INC. 1715 13th Street, Suite 100, Boulder, CO 80502

**EUROPEAN  
ORTHODONTIC  
SOCIETY**



**DAVID HUME TOWER  
EDINBURGH**

**7th - 11th JULY**

President: Dr. W. Russell Logan



The Scots are renowned for their sturdy independence - a quality that they clearly share with their weather; the fact that July is normally regarded as a summer month in the northern hemisphere is no reason to expect blazing sunshine and heat waves in Scotland. Fortunately, Edinburgh looks equally impressive under grey or blue skies and, if the would-be sunbathers at the Congress did not find conditions entirely to their liking, those who came to attend the scientific programme found the temperature in the Congress Hall conducive to concentration; the drowsiness that often sets in during the afternoon sessions in warmer climes never occurred at Edinburgh, and the full attentances of alert, attentive and often vocal members at every session were an outstanding feature of the Congress. The scientific meetings and demonstrations were held in the David Hume Tower, an excellent Congress centre forming part of a modern University complex, overlooking the quiet park and dignified Georgian houses of George Square.

After the usual Opening Business Meeting, the Congress was officially opened by Mr. William Ross, the Secretary of State for Scotland. Introducing the speaker, Dr. Logan explained that in addition to responsibility for the health services in Scotland, Mr. Ross was also responsible for education, agriculture, fisheries and development. Mr. Ross admitted that these were among his responsibilities and went on to enumerate many more; he was, he said, ideally described by a paper to be given later in the day 'The multifunctional mouth'. He resolutely declined, however, to accept any responsibility for the weather.

Not an official part of the programme, but fast becoming a tradition, was an informal golf competition held on Tuesday morning at Bruntsfield, a delightful parkland course on the outskirts of Edinburgh. There were 14 entries and the prizes were won by Dr Enemark of Denmark; Mr Smith of England; Prof. Wallenius of Sweden and Mr A Cockburn of Scotland.

The President's Reception, held in the Assembly Rooms, was followed by the Banquet and Ball, in the Music Hall in George Street. This provided an opportunity to introduce the visitors to a famous Scottish tradition when the haggis was brought in 'with all the honours'. A piper, in full regalia and piping at full volume, led the procession into the Banqueting Hall where the haggis was addressed in the immortal words of Robert Burns, Scotland's famous poet. Unfortunately there was no simultaneous translation, so the meaning of the immortal words escaped all but the Scots present.

In the afternoon the competition for the Silver Mill trophy was held. Since the meeting was in Scotland one might have predicted that golf would play some part in this competition and, in fact, target-golf as the means of deciding who should take the silver trophy home. This proved to be an entertaining and remarkably fair method of competition, since those members who were acknowledged golfers seemed to fare little better than those who had never held a golf club before. Despite the complete inexperience of some of the competitors the spectators lined each side of the course with all the confidence of an audience watching professional golfers putting. The flight of the ball from the club was quite unpredictable in many cases but, remarkably, no-one suffered any injury and after a most exciting competition, the trophy was finally won by Northern Ireland represented by Mr. McKeown and Mr H E Wilson.

During the Business Meeting Birte Prah was accepted as a provisional member. The EOS had acquired an office in the BDA headquarters in Wimpole Street, London, the rent for which was £439.00 per annum.



Floral decoration on the Mound



GLENAIGLES HOTEL.  
Wednesday, 9th July, 1969

<p>Salmon Trout Cocktail</p> <p>Green Lentils</p> <p>"Old Moppy" Chungli Tallow Mashed Potatoes</p> <p>Apple Size Lamb Turkey Just Roast, Glazed Spots</p> <p>Spiced Bread and Sweeties Assorted Pastries</p> <p>Sweet Breadsticks and Cheese</p> <p>Grilled Chicken and Potatoe</p> <p>Coffee</p>	<p>Tomato Moppy 1967</p> <p>China Moppy</p> <p>Old Moppy Garry 1968</p> <p>Assorted Cheese Strawberries</p> <p>Bread</p>	<p>CHANCE THE MESSAGE</p> <p>ACCESS TO THE MIDDLE to the middle, 1969-70</p> <p>THE GUREN THE MESSAGE</p> <p>THE EUROPEAN ORTHODOX SOCIETY to the middle, 1969-70 Theology, Philosophy of Theology and Science 1969-70</p> <p>REPLY THE MESSAGE</p> <p>FLORENTINE MEDIA</p>
--	--	---

Menu for the Banquet held in the Music Hall, George Street



Piping in the haggis



*1970 - 46<sup>th</sup> Annual Congress*

*President:* Erich Hausser

*Date:* 20-25 May

*Venue:* Kleiner Horsaal, University, Hamburg, Germany



**Erich Hausser (1911-1988)**

Dr Hausser studied dentistry in Munich and graduated in 1933. From 1935 to 1954 he worked with Professor Korkhaus in Bonn. In 1954 he obtained a position at the Orthodontic Department, University of Hamburg. In 1964 he returned to Bonn as the successor to Professor Korkhaus. He published a large number of scientific papers in books and journals and lectured both in Germany and abroad.

From 1949 until 1966 he was secretary of the German Orthodontic Society, from 1966 to 1981 as Chairman and from 1982 as Honorary chairman. He was an associate member of l'Académie National de Chirurgie Dentaire and President of the SFDOF in Baden-Baden in 1967. He was an honorary member of the EOS, the Austrian Dental Society, and the Orthodontic Societies of Belgium, Mexico and Germany. In 1987, the Society of Lecturers in Orthodontics made him an honorary member.

Professor Hausser had an unusual rich working life and a large influence on orthodontics in Germany.



### *Congress Report/Business Meeting*

The outing went first to the old Hanseatic city of Lübeck. After a guided tour around the city, a visit took place to the Town Hall with its famous renaissance stairway and then the Marienkirche, the largest brickwork Gothic Church in the world. There was an opportunity to see the famous Danse Macabre by Alfred Mahlau and also to hear a short recital of Bach organ music.

The journey was resumed to Travemünde for the annual competition for the Silver Mill. This year's organiser, Dr Jan Ergenzinger, had chosen a watery competition again, but this time in rowing dinghies. Two members chosen from each competing country were clad in life jackets and waterproof clothing and, after a hectic run down the beach, they embarked in small boats and then rowed out bravely into the wind-swept Baltic. A deceptive distance from the water's edge were dozens of gaily coloured floats. To the floats were attached long lengths of string, to the other end of which a large brick was tied; some of the bricks carried a small plastic fish. The competitor who returned with a fish in the shortest time was judged the winner. The competition was won handsomely by the Norwegian team whose Viking blood rose to the occasion. The oarsman, Dr Selliseth, reached the floats with only a few strokes of the oars while the remaining crews zigzagged wildly in their unaccustomed environment. The Norwegian fisherman, Dr Vatland, caught a fish at his first attempt and Dr Selliseth returned with such power that he broke one of the oars but still managed to reach the shore, rowing with one oar, before any of the other competitors had caught their first fish. As usual, a number of competitors adopted a new nationality for the competition, notable among these being Matthias Stockfish who became an Irishman for a short time. He and his oarsman, Mr H E Wilson, tried to ram the English boat but fortunately no-one sank. The Irish crew did not catch a fish but brought back more bricks than any other competitor and gained a special commendation for this achievement.

Mr Cook, the Honorary Editor, reported two changes during the year. The Society had changed title twice since it was originally founded. The first name was the European Orthodontia Society, which became the European Orthodontological Society and finally adopting the current name. Until 1933 the annual publication was called the Transactions of the Society but from there on, for some reason, it

became known as the Report of the Society although the book has, almost universally, been known as the transactions. The heading 'report of the Congress' had caused some confusions, particularly since computerized information retrieval system (Medlars) was instituted. Therefore the Council approved a change in the title page and from now on it would bear the official title 'Transactions of the European Orthodontic Society'. In addition, for the first time, it also published a list of Table Demonstrations in the Transactions.



Delegates at the Congress



Opening ceremony



Arriving for the banquet

***1971 - 47<sup>th</sup> Annual Congress***

*President:* Carlos Gysel

*Date:* 6-10 September

*Venue:* Casino, Knokke-Zoute, Belgium



**Carlos Gysel (1914-1997)**

Dr Gysel was born in Born Knokke, Western Flanders. He undertook his secondary studies in Bruges and Gent. He was a graduate in Thomist Philosophy and in Dental Sciences of the Catholic University of Louvain. He was President of the Belgian Society of University Dentists 1952-1955 and founder and President of the Belgian Society of Orthodontists from 1957 to 1982, and President of the 1958 Congress of the International Dental Federation. He was awarded a Bronze Medal by the City of Paris in 1964 and received medals from the Catholic University of Louvain in 1982, from the Union of Dentists and Stomatologists in 1987 and the Sarton Medal from the University of Gent in 1993.

He was an honorary member of the SFDOF, a Fellow of the American College of Dentists and of the Pierre Fauchard Academy, Member of the National French Academy of Dental Surgery, of the Deutsche gesellschaft für Zahn, Mund-und Kieferheilkunde and of the Societa Italiana de Odonto-Stomatologia.



Delegates

### *Congress Report/Business Meeting*

Anyone whose experience of the meetings of the EOS is limited to reading the papers and the report of the Business Meeting published in the Transactions might well conclude that, apart from slight variations in the theme of the papers, one meeting is very much the same as another. Those members who attend the Congresses regularly know that this is very far from being true and that each Congress is a unique experience; not because of the formal or scientific programmes, however, but because of the supporting social programme and, of course, the changing background when the Congress is held in a different country each year. The Account of the Meeting is an attempt to record, briefly and no doubt inadequately, some of the events that make each Congress different from those that have gone before, and also to recognise in a very small way the tremendous amount of work that is done by the Organising Committee in arranging this part of the programme.

In contrast to the two previous Congresses which were held in University buildings in major cities, the 47th Congress was held in a Casino at a seaside resort. The Congress began with the Opening Business Meeting for members of the Society. This meeting does not usually attract a very large attendance and the business is usually very formal. This occasion was marked however by one item of special interest, namely the nomination of Dr B F Dewel as Vice-President. Dr Dewel has been an active member of the Society for many years and has made several outstanding contributions to the scientific programmes. He has, in addition, done much to further the interests of the Society in his capacity as Editor in Chief of the American Journal of Orthodontics. His election as Vice-President was clearly a very popular appointment and was greeted with evident pleasure by the members at the meeting.



The guest speaker was Professor Hyacinthe Brabant from the University of Brussels, whose paper, 'Quand les dents racontent des histoires', was of general interest and provided a nicely balanced transition from the formal opening to the scientific meeting.

Following the outing to Bruges, the delegates returned via Damme, formerly a major port, now an inland village, to Knokke where the annual contest for the Silver Mill Trophy was to be held. This competition gives the organisers an opportunity to show their originality and ingenuity and it is difficult to imagine any competition that could be more original than that devised by the Knokke Organising Committee. The competition was held in the stadium of the Royal Guild of St. Sebastian, established in the 16th Century by, as its name suggests, a Guild of Archers. This unique form of archery was said to have originated from the practice of shooting at bunches of feathers fixed to windmill sails and this exclusive Guild has numbered among its members monarchs of many countries. It was no small honour to the Society that our contest was sponsored by such an august body. The target was a series of bunches of feathers, rather like shuttlecocks, attached to a perche, about 25 metres high. The archer stands at the base of the perche and aims his arrow skywards. The arrows are flat tipped and if they strike one of the shuttlecocks it is knocked off the perche and falls to the ground. If the arrow misses, it alone falls to the ground. The spectators very wisely took cover under a wire mesh roof which afforded some protection from this collection of earthward-bound missiles. The perche carried 20 or more targets and practised members of the Guild can pick these off at will. The Silver Mill competitors however were unaccustomed to the sport and most of them merely aimed upwards and trusted to providence to guide their shot. One arrow ricocheted and dislodged two targets; the archer insisted that this had been intentional but after this remarkable achievement he modestly refrained from hitting any further targets with subsequent shots in order to avoid embarrassing other competitors. The contest occupied the remaining hours of light and was completed, just as darkness fell, with a clear win for the South African team, and the President of the Guild presented the Silver Mill to the victors.

The Past Presidents of the Society were presented with commemorative plates and the rest of the competitors and spectators were given a beer mug bearing the crest of the city and the EOS inscription.



Presentation of inscribed plates to the Past Presidents



Winners of the Silver Mill trophy

The Honorary Treasurer's report to the Business Meeting held during the Congress concerned matters which he thought ought to be reported to the Society. He wished to stress the fact that costs in all things are increasing. In addition the Council had discussed the advisability of having simultaneous translation at all Congresses. With the present subscription this would not be possible. The Council had decided that simultaneous translation is desirable but the problem was how to pay for it. Two methods of raising the necessary money were discussed and these were (1) by increasing the subscription and (2) by introducing a registration fee for members attending the Congress. According to the Constitution it is not possible to increase the subscription at short notice. If simultaneous translation was to be introduced for the next Congress it would be necessary to find the money, and it was decided the only way to do this was to introduce a registration fee for the 1972 Congress. Professor Slagsvold will decide how much he will require to pay for simultaneous translation and other expenses, and fix the registration fee accordingly. The advantage of a registration fee is that members attending pay for the facilities they enjoy at the Congress but it will still be necessary to increase the annual subscription in the near future.

### ***1972 - 48th Annual Congress***

*President:* Olav Slagsvold

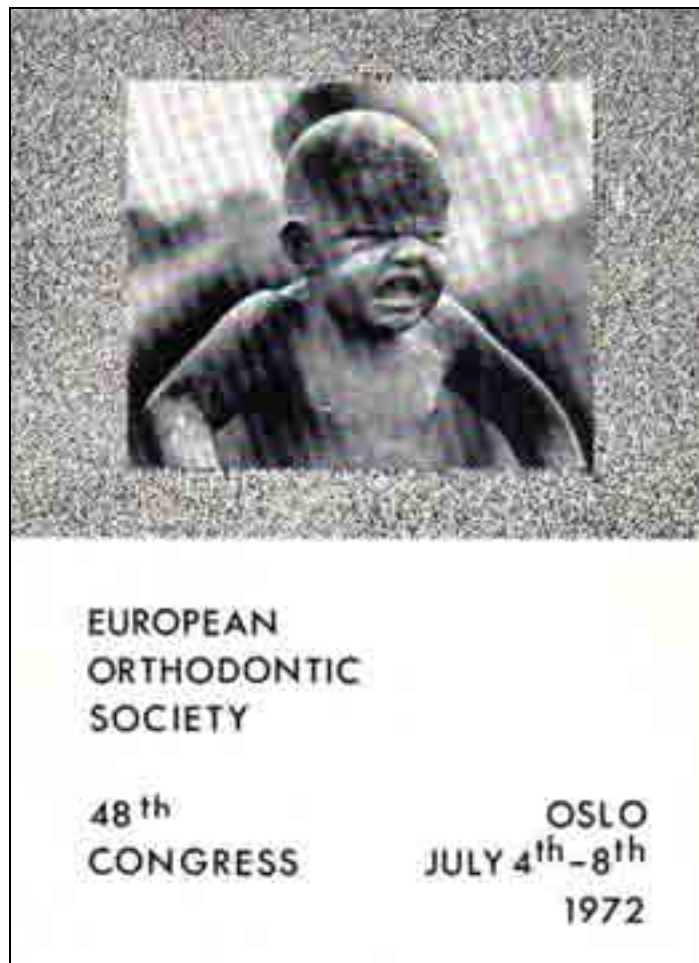
*Date:* 4-8 July

*Venue:* University of Oslo, Blindern, Oslo, Norway



**Olav Slagsvold (1918-1980)**

Dr Slagsvold completed his dental degree at the dental school in Oslo and his postgraduate studies in orthodontics at the Universities of Oslo and Iowa. From 1945-1955 he was assistant professor at Oslo Dental School and then professor and head of the orthodontic department. From 1948 he also had a private practice limited to orthodontics. He published extensively on several aspects of orthodontics, including craniofacial growth, cephalometrics (reproducibility and landmark identification), transplantation of teeth and orthodontic teaching. He played an important role in the foundation of the EJO in 1979 and subsequently served on the editorial board.



## *Congress Report/Business Meeting*

For the first time the American Association of Orthodontists was officially represented at a Congress by its President and, in that capacity, Dr. Gaylord made a speech on behalf of the American Association. The President then introduced the guest speaker, Professor Malm, Professor of Surgical Pathophysiology, who gave a fascinating account of the present state and the future of organ transplantation. He concluded his paper by introducing one of his patients who had had a kidney transplant nine years previously; no more eloquent tribute could have been paid to the success of the operation than the patient's very evident fitness and well-being.

The first session of the four-day scientific programme began under the chairmanship of Professor Tulley. The themes of the Congress – changes in occlusion and cranio-facial pattern during growth and during and after orthodontic treatment; and the biology of dental and periodontal structures during orthodontic treatment, produced an interesting and well-balanced programme. The organising Committee had very thoughtfully produced a booklet of abstracts of all the papers being read at the meeting and this enabled members to choose those lectures that were of particular interest to them.

In beautiful sunshine the Congress outing began with a guided tour in motor coaches to the Frogner Park to see the Gustav Vigeland sculptures. This park covers about 80 acres and provides a permanent home for the massive sculptural groups. One well-known figure, the Angry Boy, was featured on the cover of the Congress programme. From the park the tour moved on to a cruise on the Oslo Fjord and then to the Viking Ship Museum where three beautiful Viking ships, excavated from the shores of the fjord, are exhibited in a remarkable state of preservation, having survived for over a thousand years. Luncheon was provided at the Najaden Restaurant and the more enterprising guests took advantage of the break to visit the adjacent Fram and Kon-tiki Museums.

The afternoon began with a trip to the Holmenkollen Ski-jump and the coaches unloaded near the top so that the visitors could go up the tower and look down what appeared to be a vertical drop to the landing point some miles below. The basin at the foot of the jump, in which the competitors normally come to rest at the end of their flight, is filled with water in the summer to make a swimming pool; experienced Silver Mill followers suspected at once that there would be some connection between this and the competition to come. The task of preparing the Congress must weigh very heavily on the organisers at times, but the Silver Mill competition must give them some light relief, and an opportunity to make the visitors work instead. This year the competition was a three-stage event, each stage eliminating some of the teams to leave only four in the final. The first part required the competitors to hammer very large nails into blocks of wood but the task was complicated by making right-handed competitors use their left hands and *vice versa*. Having hammered in the nails the competitors then had to dash across the field to the scrutineer, Dr Rygh, and the first eight qualified for the next stage. This was a darts match, but again with a difference. The targets were bunches of five balloons and the object was to burst these with diminutive darts thrown from a considerable distance away. The task was made more difficult by the breeze that kept the targets moving and, although the first few balloons soon went, the last balloon in each group proved too elusive for most teams. The successful four teams in this event were Finland, USA, Australia and England and they had the privilege of competing in the final event. The finalists retired to changing tents and emerged dressed in knee-length bathing suits that would have been considered very daring at the beginning of this century. They were also given colourful top-hats and, in this elegant dress, were required to swim across the lake without losing their hats. The first to reach the other side would achieve glory in his own land by securing the coveted Silver Mill Trophy. Although one of the swimmers was a lady, no favours were shown and, while no-one actually tried to sink an opponent, it was very definitely everyone for himself. The Australian representative, Anthony Newbury, crossed the lake in Olympic style and emerged the clear winner.



Gala Dinner at the Grand Hotel



Bill Houston, Leena Peck, Anthony Newbury, Australia and ?USA taking part in the Silver Mill Competition

During the Opening Business Meeting it was announced that the family of the late Professor Sheldon Friel had donated £2,000 to be used at the discretion of the EOS to commemorate his great services to orthodontics. It was decided to use that toward an honorarium associated with the named lecture to be known as the Professor Ernest Sheldon Friel Memorial Lecture at the annual Congress and published in the Transactions (Appendix).

The membership stood at 1075. The Honorary Treasurer reported that for the first time there was a deficit in the annual accounts. He proposed that the membership fee would have to go up by at least £2 per year, or £4 per year if simultaneous translation was going to continue. In addition, the cost of producing the Transactions was now equal to the Society's annual income from subscriptions.

### ***1973 - 49<sup>th</sup> Annual Congress and Third International Congress***

*President:* Walter Jack Tulley

*Date:* 13-18 August

*Venue:* South Bank Arts Centre, London, U.K.



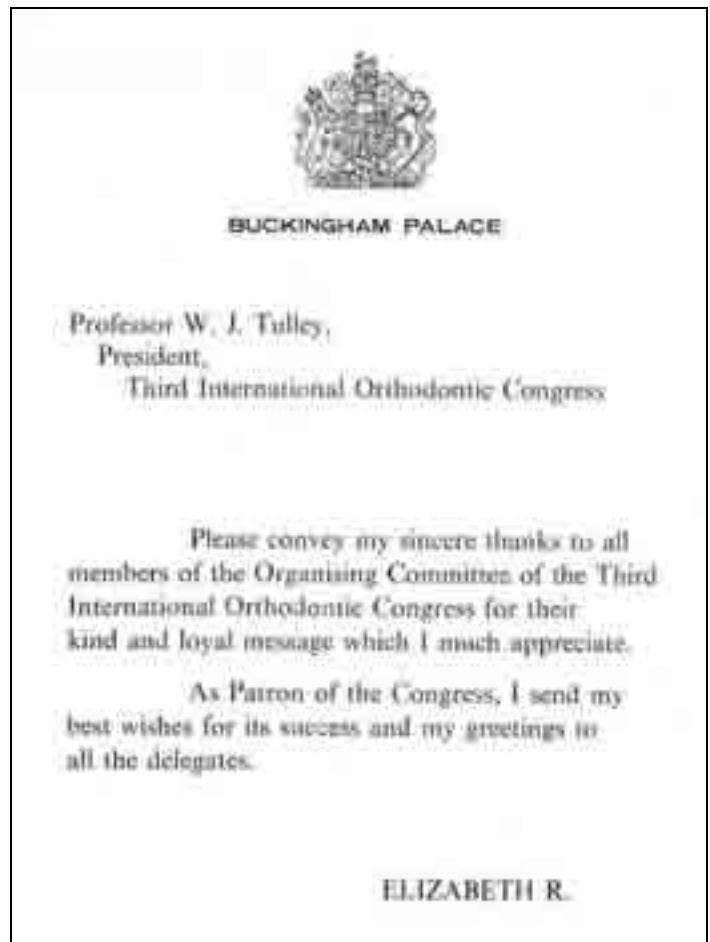

**Walter Jack Tulley (1921-1997) and Eileen Tulley**

Dr Tulley, OBE, PhD, BDS, FDS, DOrth RCS, Fellow of UMDS, was Emeritus Professor of Orthodontics, University of London at UMDS, Guy's Hospital, London, and Dean of Dental Studies at Guy's Hospital Dental School from 1980 to 1985.

He was president of the BSSO in 1964. He held numerous other offices both in the United Medical and Dental Schools (UMDS) of Guy's and St. Thomas' Hospitals, in the Royal College of Surgeons of England, and as consultant adviser in orthodontics to the British government department of health. He travelled widely in North America from 1954 onward and in South America, Japan, and many countries in Europe.

He was an honorary member of the AAO in 1973 and the John Mershon Lecturer in 1984. He received the Silver Medal of the City of Paris (France) in 1980 and was elected an Honorary Fellow of the Dental Society of Finland in 1979 and of the Royal College of Surgeons of Canada in 1987.

After his retirement, with increasing personal disability, he worked tirelessly from his wheelchair, organizing transport facilities and fund-raising for mobility for the disabled. He received the award of OBE from Queen Elizabeth II in her Birthday Honours List in 1995 for this work.



### *Congress Report/Business Meeting*

Extracts from the report of Dr B F Dewel

The 49th annual Congress of the European Orthodontic Society was unique in that it was a joint meeting with the Third International Orthodontic Congress. Professor Tulley was the President of both the EOS and the International Congress. Although the Congress was a joint undertaking of the EOS and the AAO, the London Organizing Committee carried the major responsibility in planning the programme.

The speakers came from all over the world, even from such far away places as Australia, Argentina, Japan, and South Africa and the subjects covered just about every area of importance in current orthodontic practice, research, and education. A series of excellent general lectures were given each day. Equally important were seven comprehensive symposia on undergraduate education, myofunctional appliances, community responsibility, computers in orthodontics, multi-band appliances, cleft lip and palate treatment, surgical orthodontics, and postgraduate education. Panel discussions and question and answer periods were frequent, and simultaneous translations into English, French, German, and Spanish were provided.

The Congress had the distinction of having Her Majesty, Queen Elizabeth II, as its patron. Vice-patrons included Lord Mais, the Right Honorable Lord Mayor of London; the Right Honorable Sir Keith Joseph, Secretary of State for Social Services; Arthur E. Wicks, chairman of the Greater London Council; Professor C. H. Phillips, the Vice-Chancellor of the University of London; Sir Edward Muir, President of the Royal College of Surgeons of England; Dr. Hans H. Freihofer, President of the Federation Dentaire Internationale; and Professor F. E. Lawton, President of the BDA.

The formal opening ceremony was held in the spacious Festival Hall with music provided by the band and trumpeters of the 'Blues and Royals' of the Queen's Horseguards and First Dragoons. The

Congress was opened officially with an address by Lord Porritt of Wanganui, formerly the Queen's Governor-General in New-Zealand. It was an impressive ceremony that included, in addition to the military band, a background of 50 colourful foreign flags that honoured the participants of this widely attended international event.

The opening reception was held in the Festival Hall on the evening before the opening of the Congress. An even more auspicious social event was a Gala Reception that included cocktails, a buffet supper, and dance music on three floors of the Festival Hall. The evening closed with the Beating of the Retreat by the Irish Guards band; also, a splendid example of precision marching by the Pipes and Drums of the First Battalion of the Irish Guards, and a brilliant fireworks display - all on the wide Festival Hall promenade fronting on the banks of the River Thames.

One of the evenings was devoted to a series of special receptions for which Congress participants received individual invitations. Three of these exclusive social events were given at Lancaster House by Her Majesty's Government, at the County Hall by the Greater London Council, and at the Royal College of Surgeons by the Dean and Board of the Faculty of Dental Surgery. Other receptions were given at equally impressive historic buildings by the BDA, the BSSO, the Honorable Society of Lincoln's Inn, and the Provost and Council of Southwark Cathedral.

Long considered one of the most delightful EOS events is the annual full day outing at which conviviality and good fellowship displace the problems of the orthodontic world for a short interval midway through a European meeting. It was a post-congress occasion this year and many delegates from other Continents joined in celebrating this traditional European social event. The site of this year's outing was historic Beaulieu Palace. It dates from about 1200 and the ruins of the original Beaulieu Abbey still stand. Several hundred orthodontists and their families were provided with a private train service, complete with a bar, from London's Waterloo Station to Brockenhurst. From there they went to Beaulieu by modern omnibus, led by the President and his lady in a vintage Rolls Royce, followed next by other VIPs in one of the original, open-top, London omnibuses of yesteryear. The first of the day's events was a medieval banquet in the grounds of Lord Montague's Beaulieu estate. This was complete with 12th century mead, minstrels, and madrigals. The President and his lady were splendidly attired in period costumes and all the members were welcomed by Lord Montague in person. He also extended a cordial invitation to everyone to enjoy the facilities of the estate; it consists of the ruins of Beaulieu Abbey, the Palace House which is Lord Montague's residence, and the National Motor Museum which houses a famous collection of veteran and vintage automobiles. Of special interest were a Golden Arrow and a Bluebird, both of which formerly held the world land-speed records.

This year's Silver Mill Competition was held shortly after the noon banquet and consisted of races in wheelchairs. To enhance the fun and frolic, one team member rode in the chair while the other pushed - one-handed, while holding a parasol in the other hand. The roles were then reversed during the second half of the round trip race. The four winners of the wheelchair event then competed in the final event consisting of a race on circus bicycles of weird design. One was nearly eight feet high while another was barely eighteen inches off the ground. One had to be pedalled backwards in order to go forward, another had the pedals on the back wheels, and still another had an eccentric, off centre, back wheel that bucked high and low bronco style. Fortunately, no one was seriously injured in these bizarre events and the winner was a lady, Dr. Magni from Italy. As predicted, it was a happy, carefree day and a fitting close for the Third International Orthodontic Congress. Perhaps it sets an example for some future World Orthodontic Congress, for the EOS has long since realized that a day of good fellowship brings its own rewards in renewed international goodwill, well-being, and friendly understanding.



### *Treasurer's report*

'I am sure that you will be interested to have details of the finances of the Third International Orthodontic Congress 1973, held in London, as far as they affect this Society. The Congress organized was bound to cost a large sum of money. The £5,000 that this Society advanced, which was matched with the £5,105 that the AAO contributed, was largely instrumental in getting the wheels turning and enabled the Congress to get off the ground. The £10,105 has been written off and this means that we will not recover our £5,000, but this is the price that must be paid for a highly successful venture.

Considering the fact that the total expenditure for the Congress was £109,388 it is remarkable that a further deficit of only £5,628 was incurred, particularly in view of the last minute lack of support from some quarters. To make up this deficit of £5,628, the AAO contributed a further £ 3,090 and the balance of the money came mainly from individual gifts from members of the British Societies. Assistance also came in the form of £384 from the Japanese Society, £150 from the Swiss Society, £150 from the German Society and gifts from individual members of the Dutch Society, as well as from a member of the Spanish Society. The BSSO also advanced the free loan. As a result of this overwhelming response, the deficit was cleared and there may even be a small surplus, which will be paid into EOS funds. When you have trouble, you know who are your friends!'

During the Business Meeting it was reported that Mr Thornton Taylor of Australia had donated a badge to the Society, which should be worn by the President during the Congress and then presented by the outgoing President to the new President at the Concluding Business Meeting.





Congress President, Professor and Mrs W J Tulley and Congress Vice-President, Dr and Mrs B F Dewel



President's table at the EOS dinner



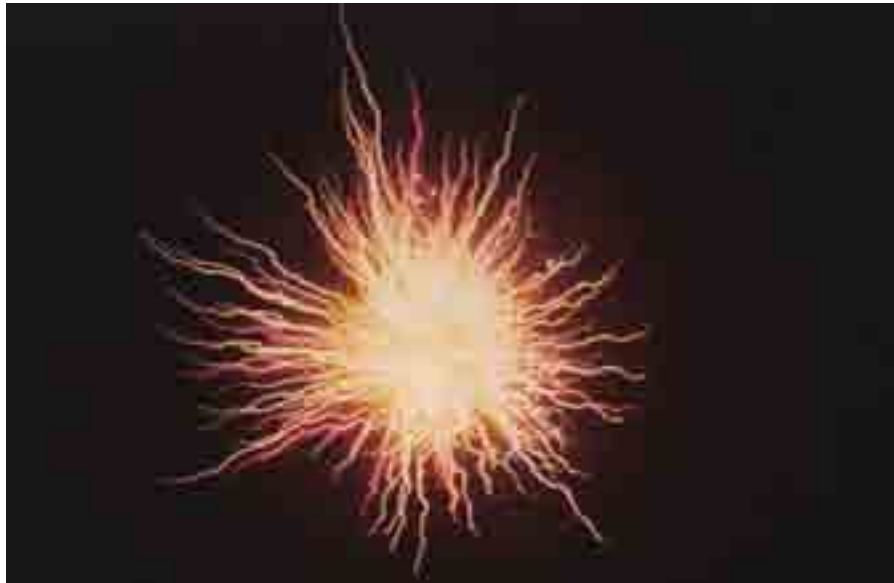
Professor and Mrs Hausser and Professor and Mrs Markovic



Reception by H.M. Government at Lancaster House



John Cook (Honorary Editor) and Jack Tulley



Firework display



Beating retreat

***1974 - 50<sup>th</sup> Annual Congress***

*President:* Milan Markovic

*Date:* 2-6 July

*Venue:* Beograd, Yugoslavia



**Milan Markovic (1928-2007) and Gordana Markovic**

Dr Markovic, Professor of Orthodontics (retired) School of Dentistry, University of Belgrade, Yugoslavia was born in Donja Sabanta, Yugoslavia. He graduated (1954), specialized in orthodontics and obtained his Ph.D in 1965 at the School of Dentistry, University of Belgrade. His postgraduate studies were undertaken at the Institute of Dental Surgery, University of London, UK (1961.); Medical Center Chicago, University of Illinois and National Institute of Health, Bethesda, USA (1969). He received the Sheldon Friel Award in 1992, the Ordre National du Merite Republique France (1978) and is a Member of the Academy of Dentistry International by invitation since 1985.

He has written four books on orthodontic topics and published 135 scientific and clinical papers in Yugoslavia and in international journals. His special fields of research were: Longitudinal study of growth and development of craniofacial system; Genetics of occlusal and craniofacial anomalies studied in families, twins and triplets and congenital craniofacial anomalies, especially clefts of the lip and palate and syndromes of the head and neck.



Orthodontic Department, Faculty of Stomatology, University of Belgrade



### *Congress Report/Business Meeting*

During the meeting the first Sheldon Friel Lecture was given by Kalevi Koski on 'The mandibular complex' (TESO 1974, pp. 53-67). The following is an extract from the introduction to the lecture given by Dr L M Clinch, who was a pupil of Sheldon Friel.

'As I was wondering what to say in this introduction it struck me that probably most of the audience would never have met Sheldon Friel. From his bibliography it is obvious that he was an exceptional man but at the same time he was a shy retiring man and it was only his immense enthusiasm for the subject of orthodontics that forced him out of his shell. It was characteristic that in replying to the presentation of the Ketcham Award he should start his address as follows: 'It is an astonishing thing to find my name added to the list of illustrious orthodontists who have received the Ketcham Award'. And that was exactly how he felt. He ended that address by hoping that a Fellowship in Orthodontics up to the standard of the Fellowship in Dental Surgery would eventually be instituted and I am glad that the Royal College of Surgeons of Ireland now award such a fellowship in the Faculty of Dentistry.

When Sheldon Friel left school he was offered the choice of taking a degree in Divinity, Medicine or Dentistry. He decided that he had no calling towards the Church and that there was less blood involved in Dentistry than in Medicine – hence his choice. As it happened it was an excellent one as he was a first class technician and when he specialised in orthodontics the making of appliances was no problem to him; you must remember that in those days nothing was 'pre-formed', and each appliance was made

from beginning to end for each individual patient by the orthodontist himself. He was not very interested in general dentistry, perhaps again the incidence of blood offended him, and he was fortunate that the head of his school suggested that he should go to America for postgraduate training in orthodontics. So the year he got his first dental degree he enrolled in the Angle School. He always said he felt none the worse for never having practised general dentistry as he thought it had very little relationship to orthodontics.

Many years before soft tissue morphology became fashionable he published works on 'Muscle testing and muscle training', 'The relation of function to the size and form of the jaws' and 'Migration of teeth' amongst others, but his main investigations were on occlusion. When he started teaching orthodontics in 1910 he soon realized that occlusion was the basis of the subject. At that time occlusion was usually described as something static and Friel felt this must be wrong. He realized that the range of variation in normal occlusion must be very considerable and he wanted a standard with which these variations, and with which abnormalities could be compared. Hence his decision to hypothesize an ideal occlusion of definite forms of teeth. This he demonstrated that the occlusion is changing all the time as the individual grows and develops thus obeying the general biological principle of continuous change with age. The recognition of this is not merely of academic interest, it is essential knowledge in practice. He read his first paper entitled 'Occlusion. Observations on its development from infancy to old age' at the First International Orthodontic Congress in 1926, and he chose as his subject for the Fifth Northcroft Memorial Lecture in 1951 'The development of ideal occlusion of the gum pads and teeth'. It is a measure of his accuracy that in the preface to the second paper he could say that he had little to alter in the first but he had added additional evidence in support of some of the more controversial points. He was greatly pleased by Dr. Holly Broadbent's work as it formed a foundation for his occlusion and when he met Broadbent he found that they had reached many of the same conclusions by completely different methods. It is interesting to remember in this mercenary age that Friel had no grant for any of his work on occlusion; apart from his time, the illustrations and models, many of which were done over and over again and discarded as inaccurate, cost a considerable amount all of which came out of his own pocket. But he would not have wished it otherwise; he was happy to make any contribution he could because orthodontics was not just his work – it was a very precious part of his life.

Orthodontic education was of great interest to him. It was his opinion that the student had only time in his undergraduate course to learn the diagnosis of malocclusion and some preventive orthodontics and for these a thorough knowledge of occlusion in its broadest sense was essential. As there was no postgraduate school in Europe he trained a number of pupils on a personal preceptorship basis and the first of these was H T A McKeag. Later they collaborated in teaching and research; they were a good partnership as Friel's intuition was often ahead of his proof and McKeag's analytical mind was useful in dissecting these theories for flaws or corroboration. Friel was a pioneer in the use of stainless steel and in the design and construction of appliances – their collaboration was at its best.

I hope I have been able to give some idea of Sheldon Friel as a man as well as an orthodontist. I would say that enthusiasm and honesty were his outstanding characteristics. He had a great knowledge of antique furniture and in this, too, he had a flair for recognising the best in form and design and he was never satisfied with the second rate. In his work every child was treated in the best way he knew. He enjoyed working with children and being rather childlike himself he had his own very successful way of communicating with them. Indeed he was a legend in Dublin where his white coated figure could often be seen chasing down Fitzwilliam Place after a child who had beaten him at 'last tip' on his doorstep.

I am glad that Professor Koski is to give the First Sheldon Friel Memorial Lecture because I feel that Professor Koski is just the man that Sheldon Friel would want to do it.'

During the Opening Business Meeting the deaths of Professor Duyzings, Dr Logan and Professor Walther were announced.



The American representatives formed by far the largest group present at the Congress but there were representatives from at least 25 other countries, Lebanon, Columbia, Australia, Israel and even some of the countries in Europe. There were no Russians present and it would be nice if one day a Congress could be held with the Russians.

All receptions tend to follow a similar pattern and it is the surroundings in which they are held that brings variety. Sometimes there is excitement in advance, as in Edinburgh, where delegates were warned that if too many people were present the floor might collapse, but there was no danger of this in Yugoslavia; the House of the Federal Executive Council was a sturdy post-war building of magnificent proportions and very impressive modern decoration.

The outing was to the National Monument for those killed in WWII, carved somewhere in the silent woods. The next part of the outing was to the monastery of Hoove which seemed to occupy itself mainly with manufacturing Slivovic, a harmless looking potion, but looks can be deceptive. This national liquor was peddled diligently by the nuns, and many bottles changed hands. A monastery to keep in mind!

The climax of the outing was, as always, was the Silver Mill Competition. National teams were formed and the brave competitors ascended, one by one, the stilts provided for them, to try to cross the meadow as fast as they could. Walking on stilts clearly needs a lot of practice. For many of the competitors this was their first attempt but all entered into the spirit of the competition and fortunately there were no accidents, the Red Cross remaining modestly in the background. To the spectators it was not quite clear who had won. There was no little cheating and, in all, it was a hilarious event. The organizers keeping the score decided who should move on to the second part of the competition which consisted of a shooting match. At a distance of some 20 metres the competitors were required to shoot at an egg with an air-rifle. Once hit the egg was no longer edible but it did count one point. To everyone's surprise, not least her own, the contest and the total competition was won by Margit Roskjær of Denmark. She had never used a gun in her life before; thought the entire business was very risky, and is resolved never to do it again. Nevertheless she achieved four hits out of five and all the real hunters and marksmen were put very much out of countenance.

### *1975 - 51<sup>st</sup> Annual Congress*

*President:* Ruperto González Giralda

*Date:* 8-12 July

*Venue:* Tenerife, Canary Islands



**Ruperto González Giralda (1934- ) and Angela González**



Dr González Giralda, Licenciante in Medicine and Surgery, Licenciante Stomatologist, Doctorate in Medicine and Surgery and Doctorate in Stomatology from the University of Madrid, both '*cum laude*'. His postgraduate training in orthodontics was undertaken at the Eastman Dental Institute and the Royal Dental Hospital of London with Professors D P Walther and C F Ballard, and his postgraduate training in Oral and Orthognathic Surgery at the Queen Victoria Hospital, East Grinstead, UK, with Sir Terence Ward.

He has been President of the Spanish Society of Orthodontics, member by election of the Royal Society of Medicine (Spain) and President of the FDI, World Organization of Dentistry.



### *Congress Report/Business Meeting*

During the Business Meeting the following statement was read by Mr Kettle:

On 31st December, 1974 there were 20 members who had not paid their subscription for the past two years; there were 53 members who had not paid their subscription for one year and a further 43 members who had paid only part of their subscription. The outstanding amount totalled 7,585.35 Swiss francs (£1,307).

Granted the fact that this is a friendly Society, it is also a professional society and the members should reasonably be expected to pay their dues at the appropriate time. Failure to do so places an added financial burden on the Society. There is an old saying, 'the quickest way to lose friends is to lend them money'. This is in effect just what we are doing.

World currency values are in great disarray and no organisation can be expected to tolerate a two year delay in payment of its dues. It is also reasonable to suggest that members who are slow in paying their subscriptions should pay a little more to cover the extra work, stationery and postage involved.

As a result of the above statement Article XII of the Constitution was amended to read:

‘Any member whose subscription is in arrears for one complete year, after a second warning shall be deemed to have forfeited membership and must be re-elected at a business meeting and pay the entrance fee.’

Any member who pays the subscription after 31st January will be required to pay an additional 10 per cent of the current subscription for that year.’

For Congress themes from 1975 to date, please refer to the appendices.



Left: Beni Solow



*1976 - 52<sup>nd</sup> Annual Congress*

*President: Vasilios (Bill) Haralabakis*

*Date: 28 June-2 July*

*Venue: Athos Palace Hotel, Chalkidiki, Greece*



### **Vasilios (Bill) Haralabakis (1918-2005)**

Dr Haralabakis was born at Kamari Madinias in Thessaloniki prefecture of Arkadia. He was Honorary Professor in Orthodontics of the Aristotle University of Thessaloniki. In 1940 he received his diploma in Dentistry from the University of Athens. He served his country in the armed forces during the World War II. His academic career in orthodontics started in 1957 at the University of Athens. He received his Doctorate Degree from the University of Athens in 1960 and in 1961 he went to the University of Michigan, Ann Arbor to undertake postgraduate studies in orthodontics. In 1962 he was appointed university tutor at the Department of Orthodontics, University of Athens and in 1964 the first Professor in Orthodontics of what was then the Dental Department of the Medical School of the Aristotle University of Thessaloniki. He made a significant contribution in establishing the Dental Department of the Medical School as an independent School of Dentistry. As the first professor in Orthodontics, he organized the Department and the Orthodontic clinic, he trained the scientific staff and undergraduate students, many of whom he assisted in studying orthodontics in Europe and the US, since he was greatly respected by his foreign colleagues. In this manner, he was considered a pioneer in the attempt to acknowledge orthodontics in Northern Greece. From 1973 to 1975 he served as Dean at the Dental School of the Aristotle University of Thessaloniki.

His scientific work was immense. He had significant publications in Greek and international journals and participated in many Greek and international Conferences. His handbook entitled 'Orthodontics' was the education cornerstone for the undergraduate students of the Aristotle University of Thessaloniki for many years.

### *Congress Report/Business Meeting*

The 10 Charter Members who formed the EOS in 1907 could never have foreseen that the Society would flourish to such an extent that a Congress would be attended by more than a thousand members, visitors and guests. Professor Haralabakis chose to hold his meeting near the village of Kalithea in the Kassandra Peninsula. There are those who complain that the Society has grown so large that it is no longer possible for all the members to know one another personally and much of its original appeal as an 'orthodontic family meeting' has been lost. However, if ever a Congress could be called a family occasion it was surely the 52nd Congress when everyone attending was housed in the same hotel complex.

The sea, particularly when it is as close to the Congress Hall as it was at Pallini Beach, and the blue skies and the hot sun are great counter-attractions to scientific meetings. Nevertheless, the lectures were all very well attended. From time to time shoals of small jellyfish appeared in the sea and it was

rumoured that Bill Haralabakis had arranged their arrival to coincide with the start of the Scientific Meeting so that bathers would be encouraged to return to the Congress Hall.

Following the Sheldon Friel Lecture, the Scientific Programme continued for four days with many interesting papers and a good deal of fruitful discussion. In the past it has appeared that the problem of speaking in an unfamiliar language may have deterred some members from taking part in the discussion but during the last two or three years many of the questions have been more searching and more critical than in the past and this can be educational both for the audience and, on occasion, for the speaker. It is to be hoped that this trend will continue as it can only be to the benefit of the standards of the Scientific Programme.

The social programme was very full and very well organized. The Silver Mill Competition took place around the swimming-pool. There were so many nationalities represented at Congresses that it has become standard practice to have some form of eliminating competition to reduce the numbers competing in the final event. The first round of the competition involved fishing floating balls out of the swimming-pool and was relatively harmless. Those who were eliminated at this stage had reason to feel pleased when the second part of the competition was announced; the fortunate winners of the first stage were required to eat a large plate of yoghurt with their hands tied behind their backs. Everyone entered into the spirit of the competition and Switzerland emerged an easy winner. The runners-up literally emerged from the competition, at least with the satisfaction of having much improved complexions.

The social programme on Thursday consisted of an open-air theatrical performance. The Pallini complex, where the meeting was held, had an open-air cinema constructed in the style of a Greek amphitheatre and on this occasion three live performances of excerpts from Greek plays were given by the National Theatre of Northern Greece. Two of the plays were classic Greek tragedies and, although the action and the costumes were most impressive, it was not entirely clear, even to the Greek members of the audience, precisely what was happening. The third excerpt, however, was from a comedy by Aristophanes; a brief explanation in advance that the play was about a gynocracy where young men, before being allowed to marry must first make love to all the ladies in the village, starting with the oldest and ugliest, made the subsequent action extremely clear and, when one character exclaimed 'Erotica, erotica, erotica!' even the non-Greek members of the audience realized that they could follow at least some of the dialogue.

The membership stood at 1,109 and Honorary Membership was awarded to Professor Fernex.



Helen and Bill Haralabakis



Dr A Petrovic - Sheldon Friel Lecturer



Olli Rönning, Bill Houston Professor and Mrs Petrovic



Silver Mill Competition

*1977 - 53<sup>rd</sup> Annual Congress*

*President:* Hugo Lager

*Date:* 20-28 June

*Venue:* Scandinavia Hotel, Copenhagen, Denmark



**Hugo Lager (1927-1950) and Aase Lager**  
(Photographs courtesy of Lasse Lager)

Dr Lager was born in Jutland, Denmark. He graduated from Royal Dental College, Copenhagen in 1950. From the start of his career he was very interested in orthodontics and worked with Kaare Reitan in Oslo, Norway, where he met his future wife. When Dr Lager returned to Copenhagen he joined the staff of the University of Copenhagen where he collaborated with Arne Björk and became responsible for the teaching of clinical orthodontics. In 1963 he was responsible for the teaching of postgraduate training of specialists in orthodontics. His clinical skills were highly respected and he was a great inspiration to all who worked with him.

In 1958 Dr Lager started a private practice limited to orthodontics together with Professor Eigild Møller and later in collaboration with Jørn Perregaard and Vibeke Skieller. He was President of the Danish Orthodontic Society and of the first Nordic Orthodontic Society 1963 in Ebeltøft, Denmark.

He loved music and was a brilliant host to orthodontists from all over the world in his home.



EUROPEAN ORTHODONTIC SOCIETY  
 13RD CONGRESS, 20-24 JUNE 1977  
 COPENHAGEN, DENMARK

## Author Index

Andren, J.	8	Marković, M.	24
Andersson, I.	9	Moore, A. W.	6, 12
Attne, A.	41	Moss, M. L.	10
Berg, R.	8	Myllärviirtti, S.	33
Björk, A.	7, 31	Møller, E.	31, 42
Broadway, E. S.	27	Odenrick, L.	34
Brühl, F.	45	Parkkinen, J.	33
Calet, J.	15	Pätz, P. V.	26
Dahl, E.	28	Rahj-Andersen, B.	12
Dennis, A.	44	Raud, J.	45
Diniud, C.	45	Pyölä, U.	29
Duchateau, C.	11	Roskjaer, M.	21
Eisman, D.	14	Rygh, P.	22
Fernex, E.	30	Sergi, H. G.	18
Flaten, R.	37	Shapira, Y.	38
Gasson, N.	38	Skjeller, V.	7
Gysel, C.	4	Solow, S.	43
Hahn, S.	5	Spyropoulos, M. N.	26
Hammann, H.	25	Starcevic, M.	24
Hjulstad, B.-E.	36	Steger, D.	18
Janson, J.	45	Svanhöt, P.	43
Kempson-Hopkins, C.	42	Szczepanska, J.	17
Kristborg, S.	28, 31	Szilcsetko, K.	17
Lavergho, J.	38	Tamari, J.	11
Lenko, H.-L.	33	Terk, B.	32
Leth Jensen, B.	31	Terk, C.	32
Linder-Aronson, S.	10	Teuscher, U.	35
Lundström, A.	13	Trisovic, D.	24
Maj, G.	41	Ulf-Jacobsen, R.	40
Matta, J. C.	21	Vilmann, H.	20
Markostamou, K.	23	Woodside, D. G.	10

Front cover:  
 Facial masks of Lilian Engell,  
 daughter of Holger Winther, D.D.S.  
 See page 21.  
 Masks were produced by  
 Mrs. Winther as birthday  
 presents for her husband.  
 Ages:  
 6 8 10  
 12 13 14  
 15 16 17  
 18 19 20





### *Congress Report/Business Meeting*

Before the formal business of the Congress got under way, the Danes reminded us that they had once been the kings of the sea and that their dragon-headed ships had, arguably, even sailed as far as the coast of America, when two enormous figures dressed as Vikings welcomed the delegates into the main hall with a display of the music of the lur – the traditional, curved bronze trumpet. It was as if the statues of the lur playing warriors outside the Copenhagen city hall had stepped down from their column as a reminder that the hospitable Danes had once struck fear and dread into the hearts of many European nations.



The scientific programme got under way in earnest with the Sheldon Friel Memorial lecture given by Dr S Pruzansky of the USA on craniofacial malformations. By the end of the first morning session the international flavour of the Congress had been established, with papers by D C Gysel of Belgium and Dr S Helm of Denmark.

The weather was fairly windy and chilly in the gardens of the Marienlyst beside the sea which was the setting for the annual Silver Mill Competition. The lunchtime Carlsberg and wine went a long way to obscuring the aim of many of the competitors who were asked to hammer nails into a heavy beam of wood — a competition which after a certain amount of excited and vociferous rivalry between some factions was won by the Canadians.

Thursday was Midsummer Eve, a time for bonfires and rockets in Denmark. Various Danish colleagues threw open their homes to small parties of delegates. So everyone had a chance to see at first hand a Danish home and to be entertained on a smaller and more informal scale.

The Honorary Editor reported that the transactions were later this year than ever because of the late arrival of some of the papers from the authors. He also reported that the transactions had been continually criticised as a means of printing papers because the standard tended to be low. It was also very expensive to produce them and thus Council were given this thought and that alternatives to the transactions were being investigated.



Hugo Lager presenting the Sheldon Friel Award to S Pruzansky of the USA



From left to right: Susanne, Bendt, Aase, Hugo and Lasse Lager





Seated on the right - Birte Melsen and Ruperto Gonzalez-Giralda



Herbert Wilson and Bill Haralbakis

***1978 - 54<sup>th</sup> Annual Congress***

*President:* Cornelis (Cees) Booy

*Date:* 4-9 June

*Venue:* Netherlands Congress Centre, The Hague, Netherlands



**Cornelis (Cees) Booÿ (1921- )**

Dr Booÿ, Professor Emeritus of the University of Groningen, was born in Krommenie, The Netherlands. His undergraduate education was undertaken at the University of Utrecht. He was a founding member of the EBSO and a Past President and Honorary Member of that Society. He has been an Honorary President of the Dutch Society for the Study of Orthodontics. He received the van Loon prize in 1983 and was the Northcroft Memorial Lecturer in 1994. He is an Honorary Member of the Dutch Specialist Orthodontic Society.



**54th European Orthodontic Society Congress**  
 Rotterdam, The Netherlands, June 27-30, 1999

**REGISTRATION FORM**

71 00 Convention 010 and 007028 0700 00 0000  
 International Office of the European Orthodontic Society  
 112, Rue de la Loi, 1050 Brussels, Belgium  
 Tel: +32 (0)2 734 3000  
 Fax: +32 (0)2 734 3001  
 E-mail: eos@eos.be

Name: [Handwritten: J. van't Hof-Grootenboer] Surname: [Handwritten: van't Hof-Grootenboer]  
 Address: [Handwritten: ...] City: [Handwritten: ...] Country: [Handwritten: ...]  
 Telephone: [Handwritten: ...] Fax: [Handwritten: ...] E-mail: [Handwritten: ...]  
 Date of Birth: [Handwritten: ...] Sex: [Handwritten: ...] Profession: [Handwritten: ...]

Registration Fee: [Handwritten: ...] Total: [Handwritten: ...]

Program	Registration Fee	Total
Basic Course	...	...
Advanced Course	...	...
Workshop	...	...
Poster Session	...	...
Exhibition	...	...

I am a member of the Society  I am a guest

The registration fee includes: [Handwritten: ...]

I hereby declare that the information provided is true and correct. I agree to the terms and conditions of the registration form.

Date: [Handwritten: ...] Signature: [Handwritten: ...]

*Congress Report/Business Meeting*

The Congress was opened with an official welcome on behalf of Secretary of State for the Netherlands followed by a recorded greeting from Dr Charles Nord, the oldest Honorary Member and Past President of the Society. The Friel Memorial Lecture, the first paper in the scientific programme, was given by Dr C F A Moorrees of the USA on the subject of 'Maturation'.

There was a very full scientific programme that departed from the pattern of previous EOS Congresses. Throughout the meeting the morning sessions were devoted to the main theme 'Stability after orthodontic treatment' and invited speakers presented papers on various aspects of this problem including consideration of the role of the periodontium?;. Dr W Beertsen and Dr B Zachrisson; late growth of the dentition and orofacial structures by Professor H S Duterloo; post-retention changes and normal developmental features by Dr R A Riedel; realistic treatment goals by Dr C F A Moorrees; and causes of treatment failures, and orthodontic treatment and its stability in retrospect by Professor J P Moss and Professor D G Woodside. The last paper of the series by Professor van der Linden summed up the points that had arisen in the previous papers and discussions. Another innovation was to run the afternoon lectures in parallel sessions of clinical and research papers. This permitted many more lectures to be included in the programme than would otherwise have been possible but did on occasion present the participants with a difficult decision when they had to choose between two equally interesting papers.

The social programme allowed all those attending the Congress, whether as participants or as guests, to meet one another in a more relaxed atmosphere. In addition to the President's Reception there was an Official Reception by the Burgomaster in the magnificent Ridderzaal, the hall in which the Queen opens parliament each year. The all-day outing visited the old fishing village of Hoorn where the more adventurous members spent the afternoon on old fishing boats sailing on the Ijsselmeer, a unique

experience which had been arranged specially for the Congress. The outing concluded with an excellent dinner at Volendam. The final social event was the Banquet held in a colourful traditional setting and marked by a delightfully original informality.

Dr Booy presented the Society with a small Silver Mill. This had been executed by a girl student of the Silversmith School at Schoonhoven who had made precise scale model of an existing and working windmill at Noorderhogebrug, not far from Groningen. In the construction, Miss Bon combined the casting procedures well-known in dentistry with the swaging and soldering commonly used at the silver school. The body was made of solid cast silver and other parts of silver plate. The wings turn whereas the top of the mill is adjustable to the direction of the wind. The whole project, especially to find out how to make the different parts and how to put them together, took around three months of intensive work. The base bears a hole in to which a cork can be fixed, thus the Mill may serve as a wine bottle cork. This small Silver Mill passes each year to the newly elected president and is used on suitable occasion throughout the year.





The Honorary Secretary reported that the Council had met twice since the last meeting of the Society and that important and far reaching decision had been taken about the Society's publications. It had been decided to incorporate the Transactions of the Society into a new journal, the European Journal of Orthodontics. He reported that this would commence publication early the following year, it would appear quarterly, that members would receive this journal in place of the Transactions, and that selected papers from the present meeting would be included in the first volume. The factors taken into account when deciding to do this were the ever increasing cost of producing the Transactions, the limited circulation, apart from members, the inevitable delay in the publication of papers and the fact that some speakers were unwilling to present their best work at the Congresses because they were then committed to a publication with only limited readership. Mr Cook, the present Honorary Editor, had been asked to undertake the responsibility for the new Journal and a panel of editorial advisors would be appointed to promote the interests of the journal in their own countries.



Nel and Klass Bijlstra and Harold Watkins



***1979 - 55<sup>th</sup> Annual Congress***

*President:* José Carrière

*Date:* 15-19 May

*Venue:* Princess Sophia Hotel, Barcelona Spain



**José Carrière (1935- )** and Montserrat Carrière

Dr Carrière, DDS, MD, PhD, was born in Barcelona, Spain. He is Chairman Orthodontic Department at San Rafael Children's Hospital and author of the book 'Inverse Anchorage Technique'.

Dr Carrière is editor of the Journal of Clinical Orthodontics, Spanish Edition, Contributing editor of the Journal of Clinical Orthodontics and Past President of the Spanish Society of Orthodontics (1985-1989), and Angle Society of Europe (1985-1987), Vice President of the Consell Assessor de Salut Dental. Generalitat de Catalunya and Invested Numerary Member of the Royal Academy of Medicine (2003).



First announcement

### *Congress Report/Business Meeting*

Dr Carrière, President of the 55th Congress of the European Orthodontic Society is the second Spanish President of the Society, but this meeting, held in Barcelona, was the first occasion on which the Society has held a Congress in mainland Spain. The Society was greatly honoured by the patronage of Their Majesties the King and Queen of Spain who were Honorary Presidents of the Congress.

The scientific session opened with the Friel Memorial Lecture given by Professor James McNamara, Jnr. from the Center for Human Growth and Development, Ann Arbor, Michigan. The speaker is chosen because of his outstanding contribution to orthodontics and this lecture is always a highlight of the programme. Professor McNamara's excellent paper on 'Functional determinance of cranio-facial size and shape' reviewed the research that has been carried out at Ann Arbor and reported the results of recent work. During the four days of the Congress more than 50 papers were presented on the three themes. The last session of the scientific programme was devoted to table demonstrations, poster sessions and films.



James A McNamara - Sheldon Friel Lecturer





Although the main aim of the Congress is to provide a scientific programme, the confines of the lecture theatre do restrict movement and discussion. The social programme at EOS meetings affords a unique opportunity for participants to meet colleagues from other countries and, in many ways, the informal occasions are more educational than the lecture sessions. Thus a ‘get together’ cocktail party was held on the evening before the Official Opening Ceremony and, in consequence, few introductions were needed on the second evening at the President’s Reception in the Royal Shipyards of Barcelona which date back to the 14th century but were converted, in 1941, into a maritime museum.



An added and unexpected entertainment after the Reception resulted from the Barcelona football team’s victory in the UEFA Cup. The news was greeted with joy by what appeared to be the whole population of the city. Traffic in the centre of the city was brought to a complete standstill by the crowds dancing in the street, to the accompaniment of a continuous fanfare of motor horns, until the early hours of the morning.

On the following night a National Evening was held in the Pueblo Espanol, a village consisting of replicas of regional Spanish architecture with shops and workshops displaying crafts from all parts of

Spain. The Silver Mill Competition, held during the course of this evening, involved a variety of athletic feats with bottles of wine. Although the international competition was fierce, the trophy was won by Australia. The return journey to the hotel was enlivened by a further demonstration of pleasure at Barcelona's football success when the city turned out again to welcome the homecoming of the victorious team.



It is impossible to compare EOS Congresses because every one is unique. Since each Congress is planned and executed by the President and his local Organising Committee in a different country each year, there are always fresh ideas and new experiences for those attending.



***1980 - 56<sup>th</sup> Annual Congress***

*President:* Paul H Démogé

*Date:* 1-5 September

*Venue:* Palais des Congres, Port Maillot, Paris, France




**Paul H Démogé (1925- )**

Dr Démogé was born in Paris, France, and joined the EOS in 1957. He was assistant editor of the Transactions of the EOS. Dental surgeon, diplomate of Nancy University (France) 1954. Fulbright Scholarship. Intern and clinical-fellow in orthodontics, Forsyth Dental Center (associate Harvard University) Boston 1954-1957. Diplomate in Orthodontics, Royal College of Surgeons (England) 1958. Licence-Sciences. Sorbonne Paris 1963, Dr. Dental Surgery and Dr. Sciences in Odontology, Université René Descartes, Paris. He was Professor of orthodontics. 1969, Chairman of the department 1970 and Professeur des Universités. 1981 at the Faculty of Odontology, Université René Descartes. Chef du service de consultations et de traitements dentaires (clinical dean) 1975. Chairman,

National Qualifying-Board in Orthodontics 1978-1994, Member, Conseil supérieur des Universités, Ministry of Education 1981 and President, National Academy of Dental Surgery 1998

He is a WWII veteran of the French Army and Colonel (dental-surgeon), Joint Services Medical Corps (ret.), and Chevalier, Légion d'honneur.



The EOS Congress was held in Paris under the Presidency of Professor Paul Démogé and under the High Patronage of His Excellency Valéry Giscard d'Estaing, President of the French Republic, and the Patronage of Monsieur Jacques Barrot, Minister of Public Health and Social Security.

The Scientific Programme was built round three themes, and the scientific papers ran continuously at each session with no break for discussion. When all the papers on a particular theme had been presented, a separate discussion session was held in another lecture theatre. This proved very successful and there was a great deal of active discussion. The disadvantage of course was that the discussion and the next theme ran concurrently so that participants had to make a choice between the two. However, the arrangement was well received and certainly made the most of the limited time available, enabling more than 50 papers to be presented in the four days of the Congress. The Scientific Programme opened with the Friel Memorial Lecture which on this occasion, was given by Professor Arne Björk from Copenhagen. Professor Björk is a Past-President of the Society and one of the most esteemed European orthodontists and understandably the lecture hall was full to capacity when he read his paper 'Normal and abnormal growth of the mandible'.



Arne Björk Sheldon Friel Lecturer

This was followed by the presentation of the Research Essay Awards, the first occasion on which these awards had been made by the Society, and the three successful essayists were M Breivik, H U Luder and W C Shaw (Appendix 3).



M Breivik from Norway, H U Luder from Switzerland and W C Shaw from the UK

The Congress was not exclusively devoted to scientific matters. On the first evening a magnificent reception was held in the Grand Foyer du Theatre National du Palais de Chaillot. The traditional banquet and dance was held in the Salon du Pavillon d'Armenoville in the Bois de Boulogne, and on Thursday there was a dinner at the Lido de Paris. During the course of the Congress the Mayor of the City of Paris, Monsieur Chirac, held a special reception in the Hotel de Ville at which the Grande Medaille d'Argent was presented to Professor Hallett from the United Kingdom, to Professor Lundström from Sweden and to Professor Tulley from the UK, and the Medaille Vermeil to Professor Björk from Denmark and to Professor Moorrees from the USA. These awards are made for outstanding contributions to science and to art.

It was reported that the membership continued to grow and there were now 1,186 members. As the total assets of the Society were approximately £37,000 and this was a large sum of money to be controlled by 'amateurs', for protection, two lay members were appointed to scrutinise the accounts.




**1981 - 57<sup>th</sup> Annual Congress**

**President: Birgit Thilander**

**Date: 22-26 June**


**Venue: Gothenburg, Sweden**



**Birgit Thilander (1924- )**

Dr Thilander obtained the degree of LDS in 1948 and Odont. Dr. Degree (PhD) in 1961. She became a specialist in orthodontics in 1960, Professor of Orthodontics, University of Umeå in 1961-69 and at the University of Goteborg, 1969-91. She was visiting professor, National University of Colombia, Bogota, 1993-2000, Associate Dean for Research, Faculty of Odontology Goteborg, 1973-90 and Scientific Adviser to the Swedish Medical Board, 1982 -92. She has guided 18 research students up to Odont Dr degree (PhD).

She is an Honorary Doctor at the Universities of Helsinki, Bergen, and Bogota and an Honorary Member of 12 different Societies. She has received 15 distinguished awards, e.g. Jarabak, Sheldon Friel, Beni Solow. She is the author of three textbooks and editor of the textbook 'Introduction to Orthodontics'. She has had around 200 articles published in international journals, and 15 chapters in different books.



*Congress Report/Business Meeting*

The Congress was an even more memorable because the President, Professor Birgit Thilander, was the first female President in the history of the Society.

The Friel Memorial Lecture was given by Professor Ben Moffett of Washington University, Seattle who has close links with Swedish orthodontics. He began by paying a tribute to Sheldon Friel's work and reminded the audience that it is important to recognise not only how much we know now compared with our predecessors but how our predecessors made this knowledge possible. Professor Moffett went on to describe the results of research work carried out in his Faculty on bone changes at the periosteal level in fibrous joints (sutures) in experimental animals.



Birgit Thilander and Ben Moffett

There were three themes to the Congress and the remaining papers related more or less directly to these topics: the influence of orthodontic treatment on dento-facial growth; long term results of orthodontic treatment, with special reference to lower incisor crowding and relapse; co-operation between orthodontics and other disciplines in the treatment of adolescent and adult patients. In connection with the last theme there was an excellent symposium on the last afternoon, expertly chaired by Professor Birte Melsen from Denmark, with a panel consisting of Professor Holger Thilander from the Department of Oral Surgery in Gothenburg, Professor Gunnar Carlsson, Professor of Stomatognathic Physiology, Professor Bjorn Hedegard from the Department of Prosthetic Dentistry and Professor Jan Lindhe from the Department of Periodontology in Gothenburg.

During the four days of the Congress there were opportunities for relaxation after the scientific programme. An excellent reception was held by the City of Gothenburg in the City Hall. Following the President's reception which was held in the Restaurant Rondo adjacent to the Liseberg park, the action moved to the Liseberg amusement park for the rest of the evening. On the afternoon of the third day there was an excursion by boat to Marstrand, an island north of Gothenburg famous as a centre for sailing regattas. Following a tour of the Carlsten Fortress, said to have been the strongest coastal fortress in Europe at one time. The Silver Mill Competition was held in the Castle forecourt and the trophy went this year to Spain.



Irma Thesleff (front on the right); Bill Houston (very back)

The Honorary Editor said that if the EJO remained at its present size it should be possible to print somewhere between 30 and 35 articles each year. He again stressed that presenting the papers at the congress did not automatically imply acceptance for the Journal. The Journal should represent European interests but was still accepting papers from elsewhere and he drew attention to that because the standards of orthodontics vary in different European countries and so the quality of papers also varies that those fortunate orthodontist who come from countries where orthodontics is well established and may show a tendency to be critical of papers from those countries where it is just immerging should please bear in mind that publication of these papers can advance specialty in those countries.

### ***1982 - 58<sup>th</sup> Annual Congress***

*President: Gottfried Schmuth*

*Date: 2-6 June*

*Venue: Beethovenhalle, Bonn, Germany*



**Gottfried Schmuth (1926- ) and Ursula Schmuth**

Dr Schmuth was born in Vienna, Austria. He obtained his degree of Dr. med. univ. in 1949 from the University of Vienna. His orthodontic education was undertaken from 1950- 955 at the Vienna Poliklinik and at the same time education in General Dentistry at the University of Vienna. Dr. med. dent. 1955 at Westdeutsche Kieferklinik Düsseldorf, 1975 Privatdozent. From 1960 to 1967 he was Head of the Orthodontic Department, University of Cologne and from 1967 at the University of Bonn. A sabbatical year was spent at the University of Nijmegen in 1974. From 1977/78 Dean of the Medical Faculty Bonn. 1981-87 President of the Deutsche Gesellschaft für Kieferorthopädie 1981/82 – 1991 retirement.





Gottfried Schmuth and staff

### *Congress Report/Business Meeting*

There has always been a very strong association between the EOS and Germany. The inaugural meetings and the first three Congresses were held in Germany. In subsequent years the Congresses were held in different European countries and in 1939 the 23rd Congress was held, for the first time, in Bonn. That was the last Congress before the outbreak of WWII and marked the end of the Society's activities until 1948.

It was interesting to see that a few of the people whose names appeared in the programme of the 23rd Congress reappeared in the list of those taking part in the 58th Congress. A number of orthodontists from Eastern Bloc countries were also able to attend the Congress as a result of a scheme organised by the German Federal Republic that made financial assistance available to certain foreign nationals prohibited from travelling abroad by currency controls in their own countries.

The Congress began, as usual, with the formal Opening Business Meeting at which Honorary Membership of the Society was conferred on Professors Lundström, Hausser, Herren, Björk and Haralabakis, all Past-Presidents who have made great contributions to the Society.

The audiovisual facilities, including simultaneous translation, were excellent and, properly used, contributed considerably to the audience appreciation of the papers. However, some speakers found the attraction of these aids irresistible and, for example, when using triple projection, attempted to use all three screens all the time. Irrelevant material was often used to fill in what would otherwise be a blank screen and, perhaps for this reason, there was an increasing tendency to project subject headings during the lecture. At this last Congress the technique had reached the stage where large portions of text were being projected, sometimes on all three screens together. If the trend continues and is carried to its logical conclusion we may reach the point where the whole paper is projected and the speaker is redundant.

### ***1983 - 59<sup>th</sup> Annual Congress***

*President:* Jean-Pierre Joho


*Date:* 6-10 June

*Venue:* Palexpo Conference, Centre, Geneva, Switzerland




### Jean-Pierre Joho (1939- )

Dr Joho was Professor and Chairman of the combined Orthodontic and Pedodontic Department, University Dental School in Geneva, Switzerland from 1974 to 1997. He received his dental degree in 1965 and his doctoral degree in 1968 from Zurich University. His American Graduate Orthodontic training took place at the University of Washington in Seattle from 1969 to 1971 where he obtained his Certificate in Orthodontics and a Master of Science in Dentistry. Dr. Joho has given some 190 presentations and postgraduate courses as an invited lecturer worldwide. In 1996 he received the Doctor *Honoris Causa* from the University of Athens, Greece. He still maintains a private practice in Geneva.



rocky mountain/orthodontics



ROCKY MOUNTAIN WILL INTRODUCE THE FOLLOWING  
NEW PRODUCTS DURING  
THE SAN-CJ-S- CONGRESS

- BOTH UTILITY ARCHES
- COAR HELIX /VERTICAL INSERT
- PALETALE BAR (VERTICAL INSERT)
- FOURTH DIMENSION BIOPROGRESSIVE
- BIOPROGRESSIVE PREFORMED ARCHES
- PRELUDAS EXPANDING SYSTEM FOR MONO-LON
- WELL BRACKET

Rocky Mountain Orthodontics



Thierry, Claudine, Jean-Pierre and Stephanie Joho

### *Congress Report/Business Meeting*

Over 1,000 delegates from 25 different countries had registered by the start of the conference and many more did so during the meeting. The programme followed the well-established pattern of two days of scientific meetings, one free day and then two more working days. The evening social events included a reception given by the City and Government, the President's Reception, and the Banquet. There was also a daytime programme for accompanying guests and families. The meeting was attended by Professor and Madame Fernex, who was the EOS President in 1957 and both took an active part in the Congress.



Etienne and Odette Fernex

The official opening of the conference was followed by the Sheldon Friel Memorial Lecture. Professor Lundström delivered his lecture wearing an academic gown that had belonged to Professor Friel who had given it to Professor Lundström on the occasion of his award of an Honorary Doctorate of Science of Trinity College, Dublin.

The main social event was the all-day excursion to the Castle of Chillon and the medieval city of Gruyeres. After lunch the Silver Mill Competition was held and this involved the use of crossbows. As usual it was a light-hearted affair with many competitors changing their nationality for the occasion.





Delegates



Dick Mills and Lynn Gould



Franco and Gabriella Magni



Paul Démogé and Coenraad Moorrees



Grit and Lennart Wieslander



Sten Linder-Aronson, Bill Houston and ?



Coenraad Moorrees and Arthur Demisch

SILVER MILL COMPETITION



*1984 - 60<sup>th</sup> Annual Congress*

*President: Franco Magni*

*Date: 29 May- 2 June*

*Venue: Florence, Italy*



**Franco Magni (1938- )** and Gabriella Magni

Dr Magni, MD, DDS, MS.Ortho.It, D.Orth. R.C.S.Eng., was born in Genoa, Italy. He graduated in Medicina e Chirurgia (MD) in 1962 and in Odontostomatologia e Protesi Dentaria (DDS) in 1964 at the

University of Genoa. He obtained the Diploma in Orthodontics at the Royal College of Surgeons of England in 1966. In 1971, he obtained the Libera Docenza in Odonstomatologia (PhD) Rome (Italy). He specialized in Ortognatodonzia (Master of Orthodontics) at the University of Cagliari (Italy) in 1975. He was lecturer in orthodontics, gnathology and craniomandibular disorders at the universities of: Parma, Cagliari, Padua and Naples (University Federico II). He has been a researcher and invited professor at the Department of Orthodontics School of Dentistry of Case Western Reserve University, Cleveland, Ohio, USA in 1979-1980. He served as president of the: European Begg Society of Orthodontics in 1974, SIOB (Società Italiana di Ortodonzia Bioprogressiva) in 1983-1984, SIDO (Società italiana di Ortodonzia) in 1984-1985, SIOS (Società Italiana di Odontostomatologia dello Sport) in 1996-1997. He has maintained a private practice exclusively in orthodontics, in Genoa since 1966.





Gabriella Magni and Cees Booy





Silver Mill Competition



Olli Rönning, Philip Adams and Rauni Rönning



Rauni Rönning and Pirkko and Göran Fagerström

## *Congress Report/Business Meeting*


Professor Tulley was made an Honorary Member of the EOS. The membership stood at 1,453. An antique map was presented to John Cook in recognition of his services to the Society. The Honorary Editor reported that the flow of material for the Journal was reasonable but as always, more good clinical papers would be welcome because these were in relatively short supply. He also reported that since taking over he had realized the full extent of the work involved and he was glad that Council agreed to re-instate the post of Assistant Editor. Mr Ray Edler had agreed to be appointed to that post.

### ***1985 - 61<sup>st</sup> Annual Congress***

*President:* Olli Rönning

*Date:* 13-17 June

*Venue:* Helsinki, Finland



#### **Olli Rönning (1931- )**

Dr Rönning graduated (Licentiate of Dentistry) from the University of Helsinki in 1958. He was a Clinical Fellow in Orthodontics, Forsyth Dental Infirmary, Boston, Mass., from 1959-6. He has held various teaching positions (anatomy, orthodontics). University of Turku, 1961-75. Decent of Dental Anatomy, University of Turku, 1972. Associate Professor of Paedodontics and Orthodontics, University of Helsinki 1975-76; Professor in Dentistry (Dental Development and Orthodontics) University of Oulu, 1975-85; Dean of the Institute of Dentistry, University of Oulu, 1982-84; Professor of Dental Development and Orthodontics at University of Turku, 1985-96 and Dean of the Institute of Dentistry, University of Turku, 1991-1995





Rauni and Olli Rönning, Björn Kurtén and Kalevi Koski



President's reception at Säätytalo, Helsinki





Björn Kurtén, Professor of Palaeontology - Sheldon Friel Lecturer



Olli and Rauni Rönning





Dietmar Segner of West Germany - EOS essay winner

### *Congress Report/Business Meeting*

It was reported that the Journal was going to be transferred, the following year, to Oxford University Press after dissatisfaction with the present publishers, mainly due to presentation and publicity for the Journal. It was also reported that it had been decided that, the following year, all abstracts from the Congress would be published in the Journal prior to the meeting but extra copies of the abstracts would also be produced, bound and sent out to people attending the Congress.

### *1986 - 62<sup>nd</sup> Annual Congress*

*President:* Juan-Pedro Moreno Gonzalez

*Date:* 17-20 June


*Venue:* Madrid, Spain



**Juan Pedro Moreno Gonzalez (1937-1993)**

Dr Moreno obtained his Licenciante in Medicine and Surgery in 1960, Licenciante in Stomatology in 1962 and Doctorate in Medicine and Doctorate in Stomatology (both *cum laude*) in 1968 (UCM Madrid).. His postgraduate studies were undertaken in 1964 at the Eastman Clinic, Ecole de Stomatologie and Ecole Dentaire of Paris and in 1972 at King's College, London. In 1962 he was appointed Assistant Professor of Orthodontics and in 1975 Professor and Head of the Preventive Dentistry and Orthodontic Department, School of Stomatology, University of Madrid. He was Director of the School of Stomatology and first Dean of the newly created Faculty of Dentistry,

He was elected to the Royal Society of Medicine of Spain in 1987 and in 1993 was awarded the Gold Medal of the University of Madrid, UCM.



## PRESIDENT'S SALUTE

Dear Friends:

As fast the day has finally arrived! Left behind are the worries and uncertainties, the dreams and disappointments, the troubles and joys. The way is now clear for the 62nd Congress of the European Orthodontic Society.

The trust placed in us by the Council, and the courtesy that King Royal Highness, the King and Queen of Spain, have bestowed on us by accepting the Honorary Presidency, have been the major incentives for working without rest, and for overcoming the numerous difficulties which this Congress, through fate's uncertain path, presents us.

I am both delighted and honored of having this opportunity to welcome all our Congress participants.

Thanks to the sincere labor of the entire Organizing Committee, and the collaboration of the political, administrative, municipal and university authorities, the realization of this Congress has been possible. This Congress which provides an ideal opportunity for Spain and the Spanish Dental Profession, to share with all our European colleagues, the joys of Spanish Orthodontics; in the very year of Spain's entry to the European Community.

I hope you will enjoy your visit and will be able to experience our traditional Spanish hospitality, and especially that of one of the world's oldest universities, which has so kindly invited us into this Congress, which is extended to all our colleagues and friends attending the E.O.S. here in Madrid. In every Spanish country, and Madrid particularly, will receive you all with open arms.

The high scientific level of the lectures will without doubt, after numerous possibilities for creating scientific and artistic interest, and for discussing latest methods of practicing orthodontic care and prevention for the whole population.

I would like on behalf of the Organizing Committee of the 62nd European Orthodontic Society's Congress, to wish you all a pleasant stay. As the city of Madrid is famous for its friendly atmosphere, I am happy to be certain that it will serve as an ideal framework in which to strengthen existing friendships, and create new ones. I am sure you, that an interesting lesson, you will take the authentic hospitality of Spain 1986 with you.

[Signature]

Juan P. Moreno



[Signature] 1986 [Signature]

HONORARY PRESIDENCY  
THEIR ROYAL HIGHNESSES THE KING AND QUEEN  
OF SPAIN



María Carmen Moreno, Rauni Rönning and Juan-Pedro Moreno Gonzalez



Juan-Pedro Moreno Gonzalez and Meropi Spyropoulos



Juan-Pedro Moreno Gonzalez, José Aljarde, Ruperto González Giralda and José Carrière



María Carmen Moreno Juan-Pedro Moreno Gonzalez , Meropi and Nick Spyropoulos and Olli Rönning



*1987 - 63rd Annual Congress*

*President: Meropi Spyropoulos*

*Date: 26-30 October*

*Venue: Rodos Palace Hotel, Rhodes, Greece*




**Meropi N Spyropoulos**

Dr Spyropoulos, D.D.S., Dr. Odont., M.S., was Professor and Head of the Orthodontic Department of Athens University, from 1980. She obtained her Graduate Orthodontic training and MS degree from the

University of Michigan and Doctor's degree from the University of Athens. She was Associate Dean, Dental School, Athens University. President of the Greek Scientific Societies and representative of Greece to the Erasmus Committee and the 'Standing Advisory Committee for Dental Education in Europe'.

She is the recipient of many awards: the Harry Sicher Award of the AAO. and the Friel Memorial Lecture of the EOS. She has lectured extensively at Universities/Congresses, throughout Europe, the U.S. and elsewhere. She is a Fellow of the American College of Dentists and of the International College of Dentists. She has also served as an elected Honorary Member of the Greek Parliament.



### *Congress Report/Business Meeting*

The Sheldon Friel Lecture was given by Professor David Poswillo on one of the main topics of the conference, namely craniofacial anomalies. Following Dr A R Burdi of the USA, one of the invited speakers, there followed three lectures on the clinical management of cleidocranial dysostosis, and papers describing cephalometric features of patients with a variety of medical conditions, including Prader-Willi syndrome, muscular dystrophy, etc.

On the theme of fixed appliances, Dr Dale presented an account of the latest teaching of the Tweed approach, and Dr Toms received a research essay award for his work on wire corrosion. An unforgettable feature of the Congress was provided by a series of minor earth tremors, some of which occurred during the lectures, including that of Dr Pancherz. It was perhaps testimony to the quality of the presentations that these caused only the minimum of distraction.



Top: Francesca Miotti, Beni Solow, Marjut Evalähti and Kalevi Koski  
Middle: Maggie and Ed Cheney, Jim Harris, Jens and Jette Daugaard-Jensen  
Bottom: Iaonnis Adamidis with a group of young students



From the left: ?, Robert Moyers, ?, Olli and Rauni Rönning, ?, Mary Moss, Milton and Helen Sims and Jim Moss



STATE ACCOUNTS OF THE S.O.S.  
(Income and Expenditure Account)

INCOME	TOTAL	EXPENDITURE	TOTAL
1. Subscriptions (788 subscriptions and 200 pro-cessus, 1963-64)	14000	1. International credit agencies (computer programme, mailing systems)	25000
2. Pro-cessus proceeds	11000	2. Publications and printing	20000
3. Gift money	20000	3. Functions in London (London School of Hygiene, etc.)	100000
4. Reserves	11000	4. Office for correspondence (books, book orders, commission, etc.)	10000
5. Trade donations	2000	5. Publications during opening ceremony, general formation, data sheets	10000
6. Advertisement (Royal Society and elsewhere)	2000	6. Other expenses (salary & administration)	4000
7. Other income	2000	7. Films, records, articles for scientific papers, etc.	4000
		8. Lunch for members	1000
		9. Lunch & entertainment at Leeds	10000
		10. Rental of facilities at the S.O.S. for the congress	400
		11. Transportation to Leeds & return (from airport, to Barry's operations, etc.)	7000
		12. Subsidising the guest teachers, speakers, lunch in other hotels, etc. tickets (London) etc.	10000
		13. Transport of our committee (arrangement of material) at home	10000
		14. Miscellaneous	2000
<b>TOTAL</b>	<b>29000</b>		<b>29000</b>
<b>BALANCE 1960 - 1961 = £ 420</b>			

Congress accounts

The Minutes show that the Society purchased a new office at Flat 31, 49 Hallam Street, London working very well. The membership stood at 1,559.

**1988 -64<sup>th</sup> Annual Congress**

**President:** William John Ballantyne Houston

**Date:** 13-16 July

**Venue:** Barbican Centre, London, U.K.



**William John Ballantyne (Bill) Houston (1938-1991)**


Dr Houston was born and educated in Edinburgh, Scotland. He obtained his first dental degree and FDSRCS from the Edinburgh Dental School. His orthodontic training was undertaken at the Royal Dental Hospital, London where he was appointed as a lecturer and obtained his PhD. He became head of the department following the death of Professor Philip Walther, and in 1978 Dean. Following the merger between the Royal Dental and Guy's Hospital, he was appointed head of the Department of Orthodontics and Paediatric Dentistry, United Medical and Dental Schools.

He held the post of honorary secretary of the European Orthodontic Society for 10 years during which time he was also editor of the British Journal of Orthodontics. In 1984 he was appointed editor of the European Journal of Orthodontics and held this post until his death.

His main areas of interest were growth and craniofacial development. He was involved in projects in Ecuador and Sri Lanka on patients with craniofacial anomalies and also collaborated on a number of European projects. He published widely on these and other subjects and had also written three books.



Turid and Bill Houston



For the two days prior to the Congress, delegates had the opportunity of attending either a course on 'Excellence in Orthodontics' given Born Zachrisson; or a research workshop: 'Supporting Structure' organized by Professor J P Moss.

The Congress Banquet was held in the historic setting of The Guildhall, and the final social event transported those with sufficient stamina to Woburn Park and Abbey where the Silver Mill competition was held.



The Honorary Editor reported that there was a good flow of papers. In view of the backlog of articles awaiting publication Council agreed that the size of the issues could be increased to 100 pages instead of 80. However, in the foreseeable future he proposed that there should be six issues instead of four. A proposition was also put forward that the journal should, for 5 years, be sent free of charge on request to all dental schools in Eastern Europe.

**1989 - 65<sup>th</sup> Annual Congress**

*President:* Emil Witt

*Date:* 16-20 May

*Venue:* Congress Centre, Würzburg, Bavaria, West Germany



**Emil Witt (1934- )** and Margarete Witt

Dr Witt (emeritus Professor) was chairman (1969-2002) of the Department of Orthodontics of the Bavarian Julius- Maximilians-University in Würzburg. His research interests included electromyography and cephalometry as related to clinical and experimental studies of functional jaw orthopaedics, the effectiveness and efficacy of orthodontic procedures, compliance and social response to orthodontic treatment. He served as Chairman of the Association of the University Teachers 1979-1981, President of the German Society for Jaw Orthopedics 1987-1993, President of the Association for Study of Cleft Lips and Cleft Palate 1994 and Dean of the Dental School in several periods.



Bill Stutts (President of AAO) Rolf Fränkel, Emil Witt



Bill and Marilyn Stutts and and Margarete and Emil Witt at the Mozart concert in the Castle (Presidents)



Bill Stutts, Tom Graber, Richard Rutter and Emil Witt



Margareta Linder-Aronson, Di Leighton, Emil Witt and Barry Leighton



Emil and Margarete Witt with Don and Sheila Woodside



Maria Luisa Miotti and Sten Linder-Aronson

### *Congress Report/Business Meeting*

The first series of lectures was on the theme ‘Justification of orthodontic treatment’ and covered a variety of subjects from the justification of adult orthodontics to the treatment of handicapped children. The President’s reception in the evening was in the Mainfrankischen Museum in the Marienberg Castle overlooking the city of Würzburg.

On Thursday morning there were lectures on free topics and on the theme ‘Compliance in orthodontics’. Immediately after the session the coaches left for Bad Kissingen, a spa town north east of Würzburg, where the Silver Mill Competition was held. The competition required skills of the palate, tasting and identifying three types of water, and manual dexterity tipping a half pint of water from the mug in the left hand to the mug in the right hand without losing too much water. The final test came after a talk on the EOS and its history when the teams were asked to complete a questionnaire on the EOS history. The winners of the Silver Mill were the team from the USA


During the Business Meeting it was announced that there would be a one day conference run by the EOS in 1990, simultaneously with the Pre-Congress Course, on 'Postgraduate orthodontic education in the year 2000'. This would be sponsored by the Society and open to all interested parties. The Research Essay Award was increased to £500.

### ***1990 - 66<sup>th</sup> Annual Congress***

*President:* Beni Solow

*Date:* 26-30 June

*Venue:* Copenhagen, Denmark



**Beni Solow (1934-2000)**

(Photograph: Rigmor Mydtskov, Copenhagen)

Dr Solow was born in Copenhagen, Denmark and educated at the Metropolitan High School, Copenhagen. He qualified as a dentist at the Royal Dental College, Copenhagen in 1957 and as a specialist in orthodontics in 1964. He obtained the degree of dr. odont in 1966 for his thesis 'The pattern of craniofacial associations. A morphological correlation with factor analysis study on young male adults'. His main areas of research were cephalometric measurement, craniofacial growth, and control mechanisms in craniofacial development. He was appointed professor of the Department of Orthodontics at the Royal Dental College in 1982 and held this post up to the time of his death.

He was a Consultant to the Danish Medical Research Council and the Commission on Classification and Statistics of Oral Conditions, Fédération Dentaire Internationale. He served on the Craniofacial Biology Group, IADR. He was President of the Danish Orthodontic Society and the Craniofacial Biology Group of the IADR. Among the many awards and honours he received were: Knight's Cross of the Order of the Danebrog, awarded by Her Majesty the Queen of Denmark; Northcroft Memorial Lecturer of the BSSO; First Yrjö Pattero Medal in Dental Radiography; Honorary Fellow of the Royal College of Surgeons of Edinburgh, 4th SIDO World Prize in Orthodontics; Honorary Member of the Italian Orthodontic Society and Sheldon Friel Memorial Lecturer.





Opening ceremony

### *Congress Report/Business Meeting*

The Sheldon Friel Lecture was given by Professor Birgit Thilander on ‘Late changes in facial morphology: orthodontic relapse or natural development’. The invited lecturers were Professor Donald Warren who spoke on ‘Postural responses to impaired nasal breathing’; Professor Eigild Moller on ‘Muscular factors in facial development’, Professor Charles Burstone on ‘Biological and biomechanical considerations in controlling the vertical dimension’ and Dr Ulrich Teuscher on ‘Vertical control during Class II correction using an activator headgear approach’.



Reception at the City Hall, Susan Siersbæk-Nielsen, John Mew, Birgit Leth-Jensen, ?, Inger Kjær



Silver Mill excursion to Frederiksborg Castle, North Zealand

The outing was to the Museum of National History at Frederiksborg Castle, Hillerod. The trip then continued eastwards to the coast where a barbecue was held in the open air. During lunch the traditional Silver Mill competition was held and for the first time the German team had one member from East Germany and one from West Germany. The eliminating race to find winning team was carrying potatoes between the knees and putting them in a bucket. The winners of this race were put into a second competition: which was bursting a balloon tied to the ankle of one of the members of the opposing team. The winning team came from Poland.



Emil Witt and Beni Solow



Winfred Harzer of Dresden and Helge Fischer Brandies of Kiel - East and West Germany attending the Silver Mill following the fall of the Berlin Wall



Birte Melsen (with megaphone) and Jim Moss organising the Silver Mill



The Silver Mill Organising Committee waving goodbye

The Council of the EOS decided to increase the frequency of publication of the EJO to six times a year, which would have a direct effect on costs of printing and distribution, which had to be balanced by an increase in subscription, although individuals who received the Journal through their membership of the Society were not be affected. Last year, for the first time, abstracts of papers and posters presented to the 66th Congress of the Society had been published and this would continue.

It was agreed that there would be some changes to the research Essay Award and that in future three research awards of £350 would be given at the meeting, one for the best paper, one for the best scientific poster and one for the best clinical poster.

### **European Orthodontic Society Postgraduate Education Conference held in Copenhagen on 25 June 1990**

The Council of the EOS felt that, in view of the changes expected in Europe in 1992 and with the removal of the boundaries between the countries in the EEC, it was the right time to hold a conference on postgraduate education in orthodontics in Europe.

Professor J-P Joho arranged the Conference with the assistance of several Council members. The breakdown of the East-West barriers as a result of 'Glasnost' introduced a new perspective to the Conference. Professor Joho suggested that we should invite our colleagues from the Eastern Bloc countries to attend the meeting and many people responded to the invitation of Professor Joho to share financially in bringing some of our colleagues to the meeting. The EOS was financially responsible for the Conference and gave additional funds to enable all the remaining colleagues from the Eastern Bloc who wished to attend the Conference to come to the meeting.

After a welcome by Professor Joho to the Conference, Professor Birte Prah-Andersen spoke on 'The content of orthodontic graduate training: a clinician's view'. She discussed the importance of the orthodontist in making sure that the patients get what they want, not more—that would be too expensive—but not less—that would result in a patient not being satisfied. She then defined what she included in the various parts of the clinical orthodontic programme. She also discussed the aims of the clinical programme and the factors which influenced the achievement of ideal orthodontic results such as the inherent growth, anatomical, and functional deficiencies and defective patient co-operation.

Professor Bill Houston then spoke on the scientific content of the post graduate course. He pointed out that there was strength in the diversity of programmes, but scientific methodology was essential. He

traced the basic premises back to the philosophers such as Popper and Kuhn, and applied their philosophies to the way in which scientific approach should be made.

Professor van der Linden then spoke on his Erasmus Programme which endeavours to bring together various postgraduate orthodontic courses throughout the EEC to see if there could be a common ground for the setting up of an ideal orthodontic post-graduate programme. Various centres within the EEC were involved and some non-EEC countries have been invited as observers.

In the afternoon the members who were attending from the Eastern Bloc were given the opportunity to speak about their programmes and their methods of orthodontic postgraduate education.



Presentation of colleagues from Eastern Europe at the Panum Institute, Copenhagen

Left to right: 1. Jean-Pierre Joho, Genève, Switzerland; 2. ? probably from Romania; 3 ? probably from Romania; 4. Charlotte Opitz, Berlin, East Germany; 5. Winfried Harzer, Dresden, East Germany; 6. Milan Kamínek, Olomouc, Czechoslovakia; 7. Olga Jedlickova, Brno, Czechoslovakia; 8. Anna Komorowska, Lublin, Poland; 9. Gabor S Kocsis, Szeged, Hungary; 10. Marie Stefkova, Olomouc, Czechoslovakia; 11. Dasa Kucharska, Kosice, Czechoslovakia; 12. Valentijn Moutaftchiev, Sofia, Bulgaria; 13.?

Following this session, the subject of a European Certification Board was introduced by the Honorary Secretary who pointed out that much of the day had been spent looking at what should be included in programmes for orthodontic postgraduate students and that there had been considerable discussion on the various aspects of the course. The proof of the pudding was in the eating, so perhaps what we should be aiming for was a test of the clinical ability of our students when they qualified. This they demonstrated if they presented cases which they had treated at the end of their orthodontic courses. There would need to be a further examination after this initial examination when they presented cases which they themselves had treated without the help of their superiors. These could be judged by a Board which would cover the whole of Europe, similar to the American Certification Board. There was considerable support for such a Board and a recommendation was made to the Society that this should be considered.

*1991 - 67<sup>th</sup> Annual Congress*

*President: Franc Farčnik*

*Date: 9-13 September*

*Venue: New Conference Centre, Bled, Slovenia*



**Franc Farčnik (1934- )**

Dr Farčnik was born in Ljubljana and graduated at the Medical Faculty/Stomatology at the University of Ljubljana in 1958. He completed his postgraduate studies in 1964 and received his PhD in 1973. From 1960 to 1991 he was employed at the Clinic for Stomatology at the Medical Centre in Ljubljana (from 1975 to 1986 as director of the Clinic). From 1996 to 2006 he held the Chair of Orthodontics at the MF of Ljubljana. Since 1996 he has been worked in his private clinic.

His research was mainly concentrated on dental development and with his theory of phylogenetically unstable areas in dental arches he explained the incidence of some dental irregularities in modern man. He worked out a method for assessing the range of deviations of orofacial functions and introduced orthodontic management with fixed and removable appliances. He has published more than 70 scientific and professional papers in publications at home and abroad. He is author and co-author of a number of books and manuals.



Dear Members,

July 13th 1991

**BIOD CONFERENCE CANCELLED**

Over the past four years our President Professor Puan Parnik has been working with his team of helpers from Yugoslavia to prepare for the 57th Congress in Biol. He has everything prepared with a wonderful programme, both Scientific and Social. As you are aware due to circumstances beyond his control it is impossible to travel to Yugoslavia and the National Tourist Operator has cancelled all holidays in Yugoslavia. Ljubljana airport is closed making travel to Biol. impossible. The advice from the Government is that people should not travel to or through Yugoslavia. In view of this situation, the Executive Committee have not yet decided, with sadness, that the **57th CONGRESS IN BIOL WILL BE CANCELLED**. I realize the disappointment and difficulties this will have for the President, the Society and its members, but we could not jeopardize the safety of our members. We hope that it will be possible to reschedule the meeting in Slovenia at some time in the future when the situation is safe and stable.

Anyone who has registered for the Congress will have their registration fees refunded.

This decision will have far reaching effects for the Society as there will be no business meeting to elect the Honorary Officers or to install the new President, Professor B. Miotti. In the circumstances, the officers will continue in office until the next business meeting in Venice. Similarly the reporting of the election of new members, the changes in the constitution and the progress with the European Certification Board cannot be discussed until the meeting in Venice. We are planning a meeting prior to the Congress in Venice to discuss 'Orthodontic specializations in Europe' and a paper on the European Certification Board will be presented.

I will keep you informed by letter of all the developments as they occur and regret that due to the situation in Yugoslavia we have had to cancel our Congress.

Yours sincerely

**J.P. MOSS**  
HUNGARY SECRETARY

Notification of cancellation of the Congress

## **1992 - 68<sup>th</sup> Annual Congress**

**President:** Benito Miotti

**Date:** 10-13 June

**Venue:** Venice Lido, Italy




**Benito Miotti (1923-2005)**

Dr Miotti gained his Degree in Medicine and Surgery at the University of Padova, and specialized in Dental Surgery and in Orthodontics. He was Professor of Dental Surgery and Orthodontics, Head of the Departments of Dentistry and Orthodontics within the Faculty of Medicine and Surgery in Padova. He



was a founding member of the Italian Society of Orthodontics, the Italian Society of Odontostomatology and Maxillofacial Surgery and the School of Orthodontics of the University of Padova, the second in Italy. Before focussing his research on orthodontics, he developed many experimental studies in most branches of dentistry. Teaching had a major role in his life and he always offered his pupils a generous dialogue. His professional reliability, his teaching and organizing skills, his kind personality, led him to be elected as President of the Italian Society of Orthodontics (1978-1979).





Left to right: Birgit Thilander, Sten Linder-Aronson, Terttu Pietilä, Sinikka Pirinen and Stephen Richmond



Olli Rönning, Per Rygh and Jüri Kurol

Following the opening of the Congress, Professor Donald Woodside gave his Sheldon Friel Memorial lecture. Keynote lectures during the meeting were given by David James, Bill Shaw and Wick Alexander.

The Society excursion by boat was to the islands of Murano and Torcello and then to the convent of St Nicholo at the end of the Lido at the entrance to Venice. The famous Silver Mill Competition with teams from 22 of the 37 countries represented at the Congress took part and the first phase of the competition was to score with a child's basketball. This eliminated half the countries and the 11 winning countries then went to the second part of the competition – the Euro Song Contest. Each team had to sing their own national anthem which was then judged by the nations who had lost in the first phase. The three highest scorers Greece, Italy, and England then went into the final part of the competition. The contestants moved to the canal outside the convent where gondolas were waiting. The teams tried to row a gondola against the clock along the canal. For the first time in the history of the competition the Silver Mill was won by England with the help of an Anglicized Italian.

The major blow to the Society in 1991 was the sudden and premature death of the Editor. It was announced that in his memory funds would be allocated to finance a Scholarship amounting to £30,000 which would be awarded every three years (Appendix 4), and that the research award would be renamed the W J B Houston Memorial Award and there would be two awards for the best paper and poster at the congress.

Professor Fraser McDonald was elected to the post of Honorary Editor of the EJO.



Benito Miotti receiving his past President's badge from Sten Linder-Aronson ;



Maria Luisa and Benito Miotti



Jim Moss and Francesca Miotti - the U.K. team!



### *1993 - 69<sup>th</sup> Annual Congress*

*President:* Sten Linder-Aronson

*Date:* 8-12 June

*Venue:* International Fairs and Congress Centre, Stockholm, Sweden



**Sten Linder-Aronson (1930-)** and Margareta Linder-Aronson

Dr Linder-Aronson was born in Lidingo, Sweden. He obtained his dental degree at the School of Dentistry, Malmö, Sweden in 1954. He was a public dental health officer from 1954-1957 and specialist in orthodontics, 1963. In 1970 he obtained his PhD in orthodontics at Karolinska Institutet, Stockholm. From 1960-1981 he was an orthodontist in Swedish Public Dental Service, 1962-1981 Head of the

Postgraduate Orthodontic Clinic, Orebro , 1981-1995 Professor and Chairman at the School of Dentistry, Karolinska Institutet, Stockholm and 1984-1993 Dean at School of Dentistry Karolinska Institutet . He was made Professor Emeritus in 1995.

He has published approximately 90 orthodontic articles. He was awarded the first SIDO World Prize in 1987, and received a PhD (h.c.) from the University of Athens in 1992. Memorial lectures included: Northcroft 1978, Angle 1981, J A Salzman 1993 and Albert Ketcham Memorial Award, AAO 1993.

69th CONGRESS  
OF THE EUROPEAN  
ORTHODONTIC  
SOCIETY  
JUNE 8-14 1993



WELCOMING TO STOCKHOLM SWEDEN

69eos93



Top: View of Stockholm; Bottom: Town Hall

*Congress Report/Business Meeting*

Professor Meropi Spyropoulos gave the Sheldon Friel Lecture on 'Orthodontics as a health service for handicapped patients'. The first W J B Houston research essay award was given to Dr I Lauweryns for her paper entitled 'Magnetic resonance imaging of the masseter muscle in twins', and the first poster award to Dr R Pahkala for her poster 'Orofacial dysfunctions and malocclusions in 9-11 year old children'.



Opening Ceremony



Agneta, Sten and Margareta Linder-Aronson

The President's reception took place in the Wasa museum which was built to house the Wasa ship which sank on its maiden voyage and was rescued from the mud of Stockholm harbour some 300 years later.



Wasa Museum

The excursion was to Sandholm Island in the Baltic Sea, where the Silver Mill took place on the beach. The first round was a tug of war on a narrow plank which was followed by 'Extract the right tooth' using darts and a row of balloons representing the teeth in the mouth. The finalists were asked to play limited vision football wearing masks with a small hole at the end. The winners were Libya.





Gala Dinner

Following a suggestion made at the Conference in 1992, it was agreed that a sum up to €3,000 to enable young academics from Eastern Europe who would be pursuing an academic career on his/her return, to spend a month at a university in the West. The intention was that the clinical and research skills gained during the visit would ultimately benefit future orthodontists in the countries concerned. This sum was to cover accommodation, travel and living expenses. In 1993 a letter was sent to the Heads of the universities in the East asking them to put forward the names of those who it was felt would benefit, and also to Heads of universities in the West asking if they would participate. Forty applications were received and it was agreed that initially the EOS would provide sponsorship for five. One of the first to benefit under this scheme was Dr Nina Samoylova (Bondarets) from Russia (Appendix).



**1994 - 70<sup>th</sup> Annual Congress**

*President:* Helmut Droschl

*Date:* 7-12 June

*Venue:* Concert Hall, Graz, Austria




**Helmut Droschl (1942- )**

Dr Droschl was born in Graz Austria. He studied medicine and obtained his Dr .med in 1966. He then undertook his postgraduate education in dentistry and was appointed specialist in dentistry at the University of Graz in 1988. From 1970/71 he Research fellow at the University of Chicago and obtained his Habilitation (Ph.D.) in 1977. In 1982 he was appointed Professor in Orthodontics and Head of Orthodontic Department of the University of Graz

From 1978-1995 he was President of the Austrian Orthodontic Society. In 1997 he became a member of the European Board of Orthodontists and was appointed an EBO examiner in 1998 and Chairman in 2001.

He has published 158 papers and given more than 150 lectures both nationally and internationally.





Another feature of the annual congress is the golf tournament sponsored by Forestadent. This year it took place at the Presidents Golf Club Murhof which is tucked into the side of the Styrian Hills and is one of the most beautiful courses in Austria. There was some delay when an unexpected thunderstorm arrived and it was decided that sparks might fly if play was continued!

It was reported that letters had been received from some of the orthodontic societies in Europe supporting a suggestion made by Professor Frans van der Linden that the Society should concentrate on developing a professional examination for orthodontic specialization in Europe rather than the formation of a European Board of Orthodontics. The Council had discussed the matter and agreed that such an

examination was a logical step forward from the Erasmus Project which had been so successful in raising standards in Europe. A committee was being set up with remit to look at the means of setting up a European Specialist Qualification at the end of the agreed Erasmus Orthodontic Programme for the whole of Europe, and to consider its organization, regulation, content, timing, and examination. A second Committee would be set up to look at the examination structure of the EBO. Their remit would be to look at the organization, structure, content, timing, and examination methods for the examination of the European Board of Orthodontists.

***1995 - 71st Annual Congress***

*President:* Per Rygh


*Date:* 21-24 June

*Venue:* Bergen, Norway



**Per Rygh (1930-2008)**

Dr Rygh obtained his orthodontic specialization in 1962 and his Dr.odont. University of Bergen in 1972. He was Professor of Orthodontics at the University of Bergen from 1976-1997. He was a member of the executive board of the WFO from 1995-2000. In 1996 he was awarded Dr. *honoris causa* from the University Athens. He was made an Honorary Member of the Norwegian Dental Association in 1997 and of the EOS in 2003.



Almost 900 people made the trip to the 'Land of the Midnight Sun'. The Congress began with the Mayor's Reception in the famous Hakonshallen, a Royal building where the Kings and Queens of Norway lived. The Presidential Reception was held in the Grieghallen with a typically Norwegian flavour.

The Scientific programme covered various aspects of orthodontics from education to ultra-structure.

On Saturday, under a cloudless sky, a trip by catamaran was arranged to Hardanger Fjord. The catamaran anchored at Ullensvang where the Silver Mill competition. The eliminating event was a sack

race which was followed by dry tandem skiing. The finalists were Belgium and Norway and Belgium won by a narrow margin after the home team fell at the turn. The winners were crowned with typical Norwegian crowns of wild flowers.



## 1996 - 72<sup>nd</sup> Annual Congress

*President:* James Percy Moss

*Date:* 2-5 July

*Venue:* Brighton, Sussex, U.K.



**James (Jim) Percy Moss (1933- )**

Dr Moss, BDS, FDSRCS (Eng), PhD, MOrth RCS (Eng), FICD, Professor Emeritus in Orthodontics of London University. Honorary Consultant, the Royal Hospitals Trust and University College Hospitals. Professor of Orthodontics, St. Bartholomew's and the Royal London School of Medicine and Dentistry.

Visiting Professor to the Department of Medical Physics and Bioengineering, University College London. Fellow of University College London.

Honorary Member of the United Kingdom Craniofacial Society, SIDO, European Orthodontic Society and the World Federation of Orthodontists. Past President of the European Begg Society, United Kingdom Craniofacial Society and BSSO.



Mary and Jim Moss

### *Congress Report/Business Meeting*

During the Business Meeting the formation of the European Board of Orthodontists was approved and the first examination will take place in Valencia in 1997. It was also agreed to set up a 'Forum of National Orthodontic Societies' to deal with political and professional issues.

A violin recital was given by Erik Houston, son of the late Bill Houston, and during the meeting the various prizes were presented by Turid Houston. The outing was to Hever Castle, the childhood home of Ann Boleyn where the Silver Mill competition was held. The concluding event of the day was a performance of 'A midsummer night's dream' in the open air theatre situated in the Italian gardens.



Brighton Pavilion



Brighton Beach



Erik Houston





President's reception at the Thistle Hotel - Morris dancers



Hever Castle



Jim Moss, Franc Farčnik and Mary Moss at Hever Castle



Delegates from Slovenia



Jim Moss, David DiBiase and students from the Royal London Hospital



Silver Mill Competition - apple dunking



Winners of the Silver Mill Competition



Gala Dinner: Bill DeKock, President of the AAO, Jim Moss, José Canut and Kurt Faltin

**1997 - 73<sup>rd</sup> Annual Congress**

*President:* José Canut

*Date:* 9-14 July

*Venue:* Palau de la Música, Valencia, Spain




2

**José (Cucho) Antonio Canut Brusola (1939-2006) and Merche Canut**

Dr Canut was born during the Spanish Civil War and he grew up and lived in the hard times of the posguerra. He studied Medicine at the University of Valencia and graduated in Stomatology from the University of Madrid. He began his orthodontic studies with the preceptorship under the tutelage of his brother Juan, and Professor Costa del Rio. He attended the USC and UCLA universities in California thanks to a Del Amo Foundation Grant.

On his return to Spain he worked as an orthodontist in Valencia. In the early 1970's he was involved in the development of the orthodontic service at the Hospital of Valencia, the new Stomatology School (and after that the Dental Faculty) and the Spanish Orthodontic Journal (Revista Española de Ortodoncia). In the 1980's he was appointed Chairman of the Orthodontic Department and Dean of the Stomatology School at the University of Valencia.

He was an active member of the Spanish Orthodontic Society (SEDO) and organized many orthodontic courses, meetings and congresses. He was a member of the Angle Society and Royal Academy of Medicine. He was author of the textbook 'Ortodoncia Clínica'.



Palau de la Musica

### *Congress Report/Business Meeting*

This was the first year of the new constitution and an election had taken place to appoint Councillors. It had been decided that the Society should work with European Federation of Orthodontic Specialist Associations (EFOSA) and that their president should sit on the EOS Council and an EOS past president should sit on their council. Dr David Rice of the U.K. was awarded the first Houston Scholarship to carry out research in Helsinki, Finland (Appendix).

The Sheldon Friel Lecture was given by Björn Zachrisson of Oslo on 'Some new concepts for creating beautiful smiles in orthodontics'. Keynote speakers included Herman Duterloo, Meropi Spyropoulos, Vincent Kokich, Donald Poulton, Ib Leith Nielsen, Lysle Johnston, Per Rygh, Fujio Miura and Frans van der Linden, Juan Cobo.

The first EBO examination took place and nine candidates were accepted as members. They were: Professor A. Arruda, Dr B. Cudovic, Dr M. Cozzani, Professor H. Droschl, Dr A. Font, Dr M. Milacic, Dr L. Moser, Dr A. Rutz and Dr F. Weiland.

During the Congress, outings had been arranged to the monastery of Santa Maria de Puig and the Devesa Gardens where the Silver Mill Competition was held. The gala dinner took place at Las Atarazanas, a 14th-century building used in the past for shipbuilding but now housing the Maritime Museum. During the dinner, the President of the American Association of Orthodontists, Dr Larson Keso, presented the European Orthodontic Society with a beautiful gavel as a token of friendship.



José Canut and David Suarez Quintanilla

***1998 - 74th Annual Congress***

*President:* Hans Sergl

*Date:* 2-7 June

*Venue:* Mainz, Germany



**Hans Sergl (1936- ) and Ingerborg Sergl**

Dr Sergl was born in Munich, Germany. He studied dentistry from 1954-1959 at the University of Munich and obtained his Doctor degree in 1960. His orthodontic education was undertaken at the University of Erlangen-Nurnberg 1960-1963 and orthognathic surgery 1964-1965 and 1968-1969. He studied psychology at the University of Erlangen-Nurnberg 1964-1968 and obtained the Degree 'Diplom-Psychologe' in 1968 and his Habilitation in Orthodontics in 1971. He was assistant-Professor of Orthodontics in Gottingen 1971-1974, Professor of Orthodontics and Head of the Orthodontic Department of the University Dental School University of Mainz since 1974, Dean of the Dental School in Mainz 1982-1986 and from 1974

He was president of the annual Congress of the German Orthodontic Society in 1985, Editor of Fortschritte der Kieferorthopädie since 1988 and Chairman of a Working Group about Psychology in Dentistry. His special scientific interests include: Functional jaw-orthopedics, Functional adaptation, Functional disorders, Habits, Motivation, Psychological aspects of orthodontics, Psychology and dentistry and aesthetics.



*Congress Report/Business Meeting*

The meeting was combined with the 90th anniversary of the German Orthodontic Society under the Presidency of Professor Gerda Komposch.



Third from the left: Gerda Komposch - President of the German Orthodontic Society

At the opening of the Congress the flags of the various Nations who were present were brought in by the children of Mainz. Professor Gottfried Schmutz then gave the Sheldon Friel Memorial lecture 'Considerations on functional aspects in dentofacial orthopaedics and orthodontics'.





Opening Ceremony



Gottfried Schmuth - Sheldon Friel Lecturer

The Gala Banquet was a magnificent occasion – The President and his lady took the floor, and showed how ballroom dancing should be done. Members of the dance group to which they belonged then demonstrated various forms of dancing, after which the audience were invited to participate.



The Silver Mill outing was to the Loreley Rock. Passing the entrance of the Nahe river at Bingen we proceeded to Oberwesel, where the boat moored for the Silver Mill competition which took on a typical local flavour, the idea being to re-enact the rescue of the beautiful maiden from the rocks. The teams from the various countries had to first burst balloons with a sword, and the winners then had to knock over the heads of the President and the three honorary officers peering over the battlements of a castle. The winners of this round then had to dress up in a horse's costume and, with a lance, take two hanging! rings off a pole. The two winners then had to dislodge one another from a narrow plank of wood using a lance with a boxing glove on the end. The winners were South Africa who were then allowed to rescue the young maiden.



The Honorary Treasurer reported that during 1998 the Society would be spending up to £34,000 on research grants sponsorship and eight awards. It was intended to continue this initiative but the sums may vary depending on how finances looked.



EBO Examiners. Left to right: Dario Pizzoni (Italy), Pierre Planché and Olivier Mauchamp (France), Herman Duterloo (The Netherlands) Lennart Lagerström (Ireland/Sweden), Peter Grosse (Germany) and Helmut Droschl and Alfred Rutz (Switzerland).

***1999 - 74th Annual Congress***

*President:* Charles Bolender

*Date:* 9-14 July

*Venue:* Strasbourg, France



**Charles Bolender (1934- )** and Margaret Bolender

Dr Bolender trained and qualified at the Faculté de Chirurgie Dentaire, University Louis Pasteur Strasbourg. He is Docteur en Chirurgie Dentaire and Docteur en Sciences Odontologiques and also Habilité à diriger les Recherches University of Strasbourg. He was Professor and Head of Postgraduate Studies at the Department of Orthodontics of the Faculté de Chirurgie Dentaire of the University Louis Pasteur Strasbourg. His fields of research were Paleoanthropology, Odontologic paleopathology and Head and neck embryology.

He was Secretary-Treasurer the 9<sup>th</sup> Congress of the European Begg Society of Orthodontics in 1979, President of the 59<sup>th</sup> Congress of the Société Française d'Orthopédie dento-faciale 1986, Co-President of the Meeting of the Association de la Revue d'Orthopédie dento-faciale 1993, and Co-organiser of the International World Federation Congress held in Paris in 2005.

He has been Director of Revue d'Orthopédie dento-faciale since its foundation. President of the Syndicat des Spécialistes Français en Orthopédie dento-faciale and of the European Federation of Orthodontic Specialists Associations.



### *Congress Report/Business Meeting*

The Congress was held in Strasbourg, the centre of the European Parliament, with its historic picturesque half timbered buildings.

The Sheldon Friel Memorial lecturer was Professor Birte Melsen. The keynote lecturers during the meeting were Professor Fuhrmann, Ghafari, Moss, King, Tulloch, Schiel, Thilander and Werhbein.



Poster exhibition

Top: Professor Hans Pancherz

The President's reception was held at the Mint in Molsheim. The building was founded in 1573 as a mint by the Bishop of Strasbourg, John IV Count of Manderscheid-Blankenheim. It was restored in 1972 having been used as a factory and a tobacco warehouse. The gala dinner was held at the beautiful Auberge du Kochersberg in the magnificent countryside with wild flowers and fields stretching into the distance. It has one of the best cellars in France and a 17th century dining room.



Kari-Line Roald (Norway), Jüri Kurol (Sweden), ?,? Christina Ortolani-Falin and Kurt Faltin (Brazil)



Gala Dinner

The Silver Mill Competition, which was won by Slovakia, was held in the Alsatian Natural Conservation Area where more than 50 buildings from the 12th to the 19th century have been rebuilt and now house various craftsmen who carry on their trade using the techniques of bygone years.





Professor Bolender handing the Presidential medal to Professor Adamidis

During the Business Meeting it was announced that Council wished to support postgraduate education and were arranging two postgraduate meetings, one in Ghent under the chairmanship of Professor Luc Dermaut on 'Adhesives and biomechanics' and the other in Greece under the direction of Professor Kjær and Professor Kuijpers-Jagtman on 'Craniofacial development'. The cost would be kept to a minimum to enable postgraduates to attend.



**2000 - 75<sup>th</sup> Annual Congress**

*President:* Ionnais Adamidis

*Date:* 2-6 June


*Venue:* Creta Maris Hotel Congress Centre, Hersonnisos, Crete, Greece



**Ioannis Adamidis (1940- ) and Elissavet Adamidis**

Dr Adamidis received his dental education at the University of Munich Dental School, graduating in 1966. He obtained a doctorate from the same school in 1967 and completed the orthodontic programme of the Eastman Dental Center, Rochester, New York, USA in 1976. He served as clinical instructor at the Department of Preventive Dentistry, University of Athens, School of Dentistry, from 1977-1984, when he was appointed Assistant Professor in Orthodontics. In 1986 he was promoted to Associate Professor and became Professor in 1995.

Dr Adamidis was actively involved in organized dentistry through several positions in organizing or scientific committees of national and international/European conferences and organizations including Chairman of the Scientific Committee of the 63rd Congress of the EOS in Rhodes in 1987; the position of representative of Greece in the EURO-QUAL Committee (1993-96); as co-ordinator of the EURO-QUAL Congress (Athens, 1995).



### *Congress Report/Business Meeting*

One thousand two hundred and twenty seven delegates attended the Congress, of which 275 were postgraduates. This was the largest number of postgraduates ever to participate in an EOS-meeting. Professor A M Kuijpers-Jagtman and Dr I. Kjær gave the first EOS postgraduate course on 'Normal and pathological prenatal craniofacial development' and 'Cleft lip and palate: postnatal growth and clinical implications' (appendix). The social events included, for the first time, a party for the postgraduates sponsored by the European Journal of Orthodontics and Oxford University Press.

The opening ceremony, amid thunder and lightning, took place in the open air amphitheatre. After a speech of welcome by the President and one from Professor F. Miotti, representing the WFO, a video was shown of the History of the EOS from its beginning in 1907 to the present time.



Amphitheatre

Professor Beni Solow gave the Sheldon Friel Memorial Lecture on 'Cranio-cervical posture: a factor in the development and function of the dentofacial structures. Keynote speakers, Professor M N Spyropoulos, Professor V Kokich, Professor D Subtelny, A Burdi, I Rudzki-Janson, R Tindlund



Beni Solow - Sheldon Friel Lecturer

In August 2000, the death was announced of Professor Solow.



Venue for the President's reception



Congress outing to Knossos and Heraklion City

The membership of the EOS stood at 2,400. A new flat had been purchased at Flat 20, 49 Hallam Street, London. Dr S Cox of the U.K. and Dr C Verna of Italy were awarded Houston Scholarships.

*2001 - 77<sup>th</sup> Annual Congress*

*President: Luc Dermaut*

*Date: 19-23 June*


*Venue: Ghent, Belgium*



**Luc Dermaut (1946- )**

Dr Dermaut has been Chairman of the Department of Orthodontics at the University of Gent, Belgium since 1979. He received his dental degree at the same University in 1970, and his orthodontic and his doctoral degrees at the University of Groningen, The Netherlands in 1974 and 1975, respectively. He was an instructor at the University of Pittsburgh, USA in 1974-1975. He was visiting professor at the University of Pretoria, South Africa in 1989, 1996 and 1997. In 1997 he was visiting professor at the University of Stellenbosch, South Africa and in 2003 at the University of Dunedin, New Zealand. He was Dean of the Subfaculty of Dentistry, University of Gent between 1994 and 2000. He is the coordinator of the Cleft Palate Team at the University Hospital of Gent.

Dr Dermaut is a member of the American Association of Orthodontists, European Angle Society, Dutch Society for Orthodontic Study, and World Federation of Orthodontists. He has been honorary secretary of the EOS since 2002.



*Congress Report/Business Meeting*

The scientific programme opened with the Sheldon Friel lecture given by Professor Jüri Kurol on 'Tooth eruption problems'. Among the many keynote lecturers, Professor Bjorn Zachrisson gave an excellent keynote lecture on 'Orthodontic treatment in elderly patients—is there an age limit'.



Poster display

The President's reception was held in the evening at the famous castle of the Counts of Ghent where jugglers, fire-eaters and falconers with their birds of prey circulated through the crowd.



Castle of the Counts

A special train had been hired to take the delegates to the City of Bruges for the outing. Following a visit to the statue of the Madonna and Child by Michelangelo and the ancient Hospital of St John dating from the 13th century, the afternoon was taken up with the Silver Mill competition, which had a typical Belgian flavour. The first test was to answer questions on various topics, each question being answered by releasing or keeping a balloon. The teams that won were then asked to participate in a competition to catch an egg without breaking it. The next test was to allow a metal bird with a pointed beak to hit a picture of the President, the nearer the centre of the head the better the marks. There were then several demonstrations of skills with rods on strings, dances and magical skills that the teams had to copy and the results were judged by an impartial group. The winners were the 'Kangaroo Kiwis' a combined team from Australia and New Zealand.



Luc and Katrien Dermaut

It was announced at the Business Meeting that following the death of Beni Solow an award of £2,500.00 was being instigated to honour his outstanding work for the European Journal of Orthodontics as a member of the editorial board, referee and author. All papers published in the EJO during the preceding year are eligible. The Editorial Board of the EJO undertakes selection and the winner is announced at the annual Congress (appendix). Mr Raymond Edler was also presented with a special service award as thanks for all work for the Society, particularly as Treasurer.

**2002 – 78<sup>th</sup> Annual Congress**

*President:* Roberto Martina

*Date:* 4-8 June

*Venue:* Sorrento, Italy



**Roberto Martina (1948- )** and Ambra Michelotti

Dr Martina graduated *cum laude* in Medicine and Surgery in 1972. He obtained his specialist degree in dentistry in 1974 and in orthodontics in 1978. He was appointed assistant professor in orthodontics since 1978, associate professor in 1980, and full professor in 1987. He has been chairman of the postgraduate programme in orthodontics at the University of Naples Federico II since 1988 and Dean of the Dental School from 2002 to 2005.

He was President of SIDO in 1990 and 1991 and of FEO in 2005-06.





The Sheldon Friel Lecture was given by Professor Jim Moss. There were also excellent keynote lectures from D Fillion, W E Roberts, F Magni, L Graber, M Jones, S Kiliaridis, S Richmond, R McLaughlin, A Ferro, K Vargervik, R Bursati and S Pallo.



Jim Moss - Sheldon Friel Lecturer receiving his certificate from Roberto Martina

The President's reception was held in the gardens of the Hilton Hotel, with great Italian food and wine, and the gala dinner in a hotel overlooking the sea with views of Vesuvius and the Bay of Naples. The Congress outing was to Reggia di Caserta. This royal palace was built by Carlo Bourbon in 1752 to rival Versailles and Madrid. Following a visit to the English Garden created for Maria Carolina, wife of Ferdinand IV of Naples. After lunch the Silver Mill competition took place in which 18 nations participated. The first game was with lemons, which are an important fruit of the area used not only for culinary purposes but also production of Limoncello, a liqueur type drink. The lemons were carried

between the knees along course and given to a member of the team who had to hold them in their arms. The four winning teams then participated in the second game, which was a tug of war. Four ropes were attached to a large molar tooth and the teams had to move the tooth out of the circle drawn on the ground. The President demonstrated the final game which consisted of three sticks; one was placed on the ground, one was laid across it, and the third stick was used to strike the second, spinning it into the air. This stick then had to be hit as far as possible with the third stick. China won the competition with the first hit by sending the stick into the bushes whilst Slovenia could only manage the grass edge.

During the Business Meeting the announcement was made of the winners of the first Beni Solow Award. The winners were Birgit Thilander and colleagues for the paper 'Orthodontic aspects of the use of oral implants in adolescents: a 10-year follow-up study'. It was also announced that the Society had become a charitable company. Although the Society had enjoyed charitable status for many years, due to increasing litigation it was felt that the need to protect the Society's funds and as such the Society had formed a charitable company.



Roberta and Ambra Michelotti with Professor and Mrs Athanasios Athanasiou



Francesca Miotti and Roberto and Ambra Martina



Silver Mill Competition



Urban and Margareta Hägg, Sabine Ruf, Hans Panherz and Roberto Martina



EBO examiners and members of the EBO

*2003 – 79<sup>th</sup> Annual Congress*

*President: Milan Kamínek*


*Date: 10-14 June*

*Venue: Prague, Czech Republic*



**Milan Kamínek (1938-)**

Dr Kamínek, DrSc., F.D.S.RCS. (Eng), completed his dental studies at the University of Olomouc, Czech Republic in 1961. He passed the study stay in Denmark, in the orthodontic departments in Copenhagen and Aarhus in 1968 and 1969. On his return to the Czech Republic, the department became the first in the former Eastern Bloc to use and teach systematic treatment with fixed multibanded appliances (from 1969). His book became the first book on fixed appliances and on contemporary treatment planning for many orthodontists in Middle and Eastern Europe.



Congress Centre



Opening ceremony

### *Congress Report/Business Meeting*

The scientific programme opened with the Sheldon Friel Memorial Lecture given by Professor William Proffit from North Carolina, USA. Professor L Johnston then opened the scientific programme with his keynote lecture on 'Evidence based medicine in interceptive orthodontic treatment; cost-effectiveness, long-term results' and reported on 'functional appliances'. Topics dealing with this theme were presented by a number of speakers including Professors A M Kuijpers-Jagtman and K O'Brien. Other sessions dealt with 'Open bite, aetiology development, age for treatment and long-term results and 'Missing incisors (agenesis, trauma) with keynote lectures from Professors R Nanda, J Årtun, B Melsen, B Zachrisson and V Kokich. Other speakers included Professor F McDonald and Dr H Paulsen.



Sheldon Friel Lecturer: William (Bill) R Proffit, University of North Carolina, USA



Fraser McDonald, Virginia Rootkin-Gray and Matt and Jack



Stella Chausu (Israel), Nejat Erverdi (Turkey), Hans Sergl (Germany), Adrian Becker (Israel) and Ioannis Adamidis (Greece)

The President's reception was held in Prague Castle where the delegates were welcomed by Milan and Eva Kamínek.





James J Caveney, President of the AAO, Milan Kamínek, President of the EOS, Professor Birte Melsen Aarhus, Denmark and Lee W Graber, USA, President of the WFO.

The final event of the Congress was a visit to Nelahozeves Chateau housing a large collection of paintings, porcelain, furniture and musical instrument, as well as one of Beethoven's manuscripts, which make this collection unique in European scale. After lunch the Silver Mill Competition was held in the courtyard of the chateau followed by a dinner in the open-air. A scooter race, tower building and finally beer drinking were the components of the Silver Mill Competition in Prague. The last part of the competition consisted of drinking a glass of beer with three straws. Three famous beer drinking countries competed, Slovenia, the Czech Republic and Belgium. The Belgian team finally proved to be the fastest beer drinkers and won the competition!

### ***2004 80<sup>th</sup> Annual Congress***

*President:* Birte Melsen

*Date:* 7-11 June

*Venue:* University of Aarhus, Denmark

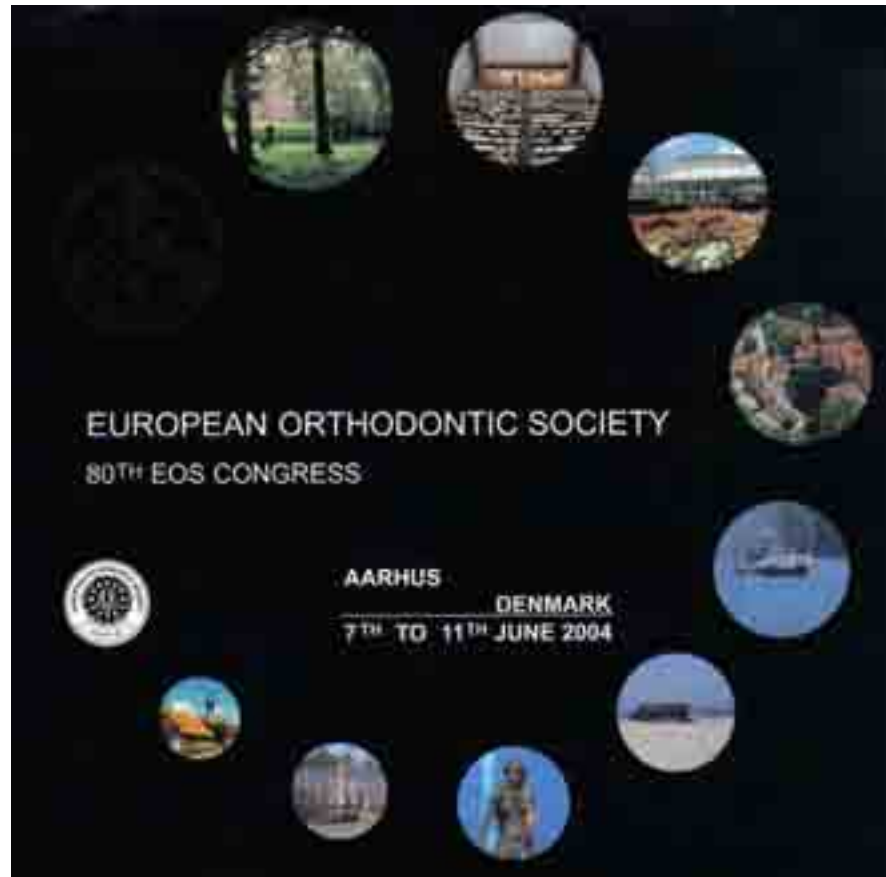


**Birte Melsen (1939- )**



Dr Melsen was born in Southern Jutland, Denmark. In 1964 she obtained her DDS, certified orthodontist; 1974: Odontological Doctorate; 1975: Professor and Head, Department of Orthodontics, Royal Dental College, Århus. 1986: part time practice in Lübeck, Germany (adult orthodontics only).

She was knighted by the Queen Margrethe 2<sup>nd</sup> Knight of Dannebrog 1<sup>st</sup> degree in 2000. She has been president of the Danish Orthodontic Society. She has published more than 300 scientific articles and lectured throughout the world. She is co-editor and on the editorial board of several journals.



### *Congress Report/Business Meeting*

Prior to the start of the Congress, a meeting of the European Postgraduate Students Orthodontic Study Group (EPSOS) was held.

Following a service and organ recital in Aarhus Cathedral, the official opening of the Congress took place at the Concert Hall. Professor Birte Prahl-Andersen then gave the Sheldon Friel Memorial Lecture on 'Craniofacial malformations: principles and management'. This was followed by a buffet at the City Hall provided by the Mayor of Aarhus on behalf of the city.

The scientific programme opened on the topic of 'Aesthetics'. Caroline Wilkinson of the UK, who lectures in the field of facial anthropology, gave a keynote lecture on 'The relationship between the hard and soft tissues of the face' and the keynote address of Barry Grayson was on 'Nasoalveolar moulding and pre-surgical columella elongation in unilateral and bilateral clefts of the lip and palate'. The keynote speaker for the topic of 'Biomechanics' was Christoph Bourauel and on 'Biology', Efthimia Basdra, Carine Carels and Jeremy Mao. Other keynote lecturers were: Suresh Ratan and Marcel Korn.

The postgraduate disco took place on a boat moored in the harbour and the President's reception in Den Gamle By (The Old Town). This is a living and breathing museum housing 75 historical buildings, unique exhibits, houses, shops and workshops. Although the weather was inclement, this turned out to be a most enjoyable event. The gala dinner was held at Stakladen, a beautiful venue in Aarhus.



Postgraduate disco

The Congress Outing was to Himmelbjergel (The Sky Mountain), which is a staggering 184 m high. For the first event of the Silver Mill competition the competitors were asked to stand on a blanket and to turn it without touching it with their hands—footwork was the only way to get the job done. Wire bending, under the supervision of Lee Graber, was the final test; the competitors had to bend a closing loop on their backs. The Dutch team demonstrated their mastery of this technique and won the Silver Mill competition.



Himmelbjergel (The Sky Mountain)



Lee Graber organising the Silver Mill Competition

It was announced that research grants had been awarded to Dr Laureys of the University of Ghent, Dr Jonsdottir of the University of Nijmegen, Dr Becktor of the University of Copenhagen and Dr Ren of the University of Groningen. Following an advertisement for the Houston Scholarship, this had been awarded to Dr Chin to attend the University of Groningen to undertake research on 'Biofilms'



Mervyn Chin - Houston Scholar



Claude and Jean Harper (West Indies) and Christian Melsen (Denmark)



Lisa Halkjær-Jensen and Carlaberta Verna

Three Associate Editors were appointed to the EJO: Susan Cunningham Theodore Eliades and Ama Johal.



Susan Cunningham



Ted Eliades



Ama Johal

***2005 –81<sup>st</sup> Annual Congress***

*President:* Ann Marie Kuijpers-Jagtman

*Date:* 3-7 June

*Venue:* RAI Congress, Centre, Amsterdam, The Netherlands



**Anne Marie Kuijpers-Jagtman (1949- )**

Dr Kuijpers-Jagtman, DDS 1973, MOrth 1977, and PhD 1978 at the Radboud University Nijmegen, the Netherlands. Head of the Cleft Palate Craniofacial Centre of the Radboud University Hospital from 1980 on; Associate Professor in Nijmegen 1984; Associate Senior Lecturer at the University of Leuven, Belgium, 1987-1991; Distinguished Professor on behalf of the Dutch Association of Orthodontists 1992-1995; Professor and Chairperson of the Department of Orthodontics and Oral Biology in Nijmegen since 1995.

President of the Dutch Society of Orthodontics (1996-2001), and the Dutch Cleft Lip and Palate Association (1996-1998). Chairperson and Vice-chairperson of the Central Board for Registration of Dental Specialists in the Netherlands (1998-2004). Since 2006 Editor-in-Chief of Orthodontics and Craniofacial Research and at the editorial board of several other international journals.



Professor Kuijpers-Jagtman wearing the Presidential Badge of Office

### *Congress Report/Business Meeting*

Prior to the start of the meeting the meeting of the Forum of National Orthodontic Societies took place and there were discussions on a number of topics. In particular, the question of whether to continue to hold the Forum was considered, since most of the points had been discussed at the General Assembly of

the EFOSA. The consensus opinion was that it was a duplication and, at the Business Meeting of the EOS, it was agreed that the Forum should no longer be held.

Dr Demetrios Halazonetis gave the pre-congress course on 'Cephalometrics in the digital age: new directions in clinical practice', while the postgraduate courses were on 'Basics of cleft lip and palate treatment' and 'Biology of orthodontic tooth movement'. These were given by Christos Katsaros and Jaap Maltha, respectively.

The Sheldon Friel Memorial Lecture was given by Irma Thesleff of Finland on 'Developmental biology and the development of orthodontics'.



Irma Thesleff - Sheldon Friel Lecturer

The keynote lecturers for the meeting were: Jonathan Sandy of the UK, Jaap Maltha of the Netherlands, Junji Sugawara of Japan, David Sarver of the USA, Monica Palmer of Germany, Maurice Mommaerts of Belgium, Kenji Takada of Japan and James Mah of the USA.

The President's reception was held Amsterdam Convention Factory, a converted premises, where during the 17th century construction of tall three-masted ships was undertaken. For the first time in the history of the EOS, the Silver Mill Competition was held during the reception. The winners were Belgium. The gala dinner took place in the Winter Garden of the Hotel Krasnapolsky which is situated in Dam Square and the postgraduate disco, at which there is never a lack of participants, in a former chapel.



Flag parade during the President's Reception



Organising committee at the Winter Garden, Hotel Krasnopolsky, Jan Schols (Chairman), Anne Marie Kuijpers-Jagtman (President) and Hans Booij (Social Programme)





Anne Marie Kuijpers-Jagtman receiving her Past President's badge from Hans-Peter Bantleon



Jim Moss receiving his certificate of Honorary Membership

During the Business Meeting Honorary Membership of the EOS was award to Professor Jim Moss.

*2006 – 82nd Annual Congress*

*President:* Hans-Peter Bantleon

*Date:* 4-8 July


*Venue:* Hofburg Congress Centre, Vienna, Austria



**Hans-Peter Bantleon (1950- )**

Dr Bantleon trained in dentistry at the University of Graz from 1979 and obtained his DMD in 1981. He was then an assistant at the Departments of Oral Surgery and Maxillofacial Surgery, University of Graz and in 1982 assistant and then assistant professor at the Department of Orthodontics. He obtained his qualification as a university lecture in 1992 and was appointed full professor and Head of department of orthodontics at the dental Schools University of Vienna in 1992. Since 1996 he has been chairman of the Austrian Society of Orthodontists.

His main research interests are biomechanics, bonding techniques and materials. He has authored and co-authored more than 115 publications and seven textbook chapters.



### *Congress Report/Business Meeting*


The Congress took place in the Hofburg Centre, which must be one of the most magnificent venues to host an EOS Congress. Events in the social programme included a reception at the City Hall and, as a departure from previous meetings, rather than a gala dinner, the delegates attended a 'Heuriger' in a typical Viennese tavern. The outing was to Wachau, a Danube valley and then to the castle of Spitz where the Silver Mill Competition was held.



Hofburg Congress Centre



The interior of the Hofburg Congress Centre



Golfam Khoshkhounejad and Susan Cunningham (U.K.)





Fraser McDonald, Francesca Miotti and Birgit Thilander



Karen and James Caveney (USA) and Hans Ulrik Paulsen (Denmark)



David Turpin, James Caveney and Hans Peter-Bantleon



Hans-Peter Bantleon and Paul Démogé

The Council of the EOS agreed to financially support EPSOS for a period of three years to assist with their programme at the Congress, their website and to enable them to send out information.

An announcement was made of the setting up of the 'Distinguished Teacher's Award'. This would allow a well known person to attending four different countries in Europe to give four one-day lectures. In addition to delegates from the host country those from surrounding countries would also be invited to attend. The first award would be given to Dr Jaap Maltha of the Netherlands and the countries chosen were Paris (France) Mainz (Germany), Olomouc (Czech Republic) and Athens (Greece).

*2007 - 83<sup>rd</sup> Annual Congress and 100<sup>th</sup> anniversary of the European Orthodontic Society*

*President: Rainer-Reginald Miethke*

*Date: 20-24 June*

*Venue: Philharmonic Hall, Berlin, Germany*




**Rainer-Reginald (Reggie) Miethke (1944-)**

Dr Miethke was born in Bad Liebenwerda, Germany. From 1969 to 1973 he was Assistant Professor, Orthodontic Department, Freie Universität Berlin. He obtained his Doctorate (Dr. med. dent.) in 1972 and in 1973 Specialization in orthodontics (Fachzahnarzt für Kieferorthopädie). From 1973 to 1980 he was Associate Professor, Orthodontic Department, Freie Universität Berlin. 1978 Habilitation (Ph. D. degree); 1978 to 1979 Louisiana State University, New Orleans, USA; 1983 Chairman Department of Orthodontics and Pedodontics, Freie Universität Berlin; 1986 Editor-in-chief orthodontic journal 'Praktische Kieferorthopädie'; 1987, 1992 President of the annual convention of the German Society of Orthodontics, Berlin; 1992 – 1993 Guest-professorship, Royal Dental College, Århus, Denmark; 1994 Chairman Department of Orthopedics and Orthodontics, Charité, Humboldt-University, Berlin, Faculty of Dentistry; 2002 Vice-Dean of the Centre of Oral Medicine; 2005 Chairman Department of Orthodontics, Dentofacial Orthopedics and Paediatric Dentistry, Unversitätsmedizin Berlin.


He is an Honorary Member of the Honorary Member of the Lebanese Orthodontic Society and the Thai Orthodontic Society.




**EOS**  
 83<sup>rd</sup> Congress of the European Orthodontic Society  
**100 years**  
 Final Announcement




**Berlin 2007**  
 June 20 - 24  
[www.eos2007.de](http://www.eos2007.de)



**100 Years**  
**EOS**  
 Berlin



83<sup>rd</sup> Congress of the European Orthodontic Society  
 June 21<sup>st</sup> - 23<sup>rd</sup>  
**2007**



ORTHODONTIC SOCIETY OF  
 GERMANY  
 DENTISTENVERBAND  
 DEUTSCHLAND  
 D.V.D.  
 DENTISTENVERBAND  
 ÖSTERREICH  
 Ö.D.V.  
 DENTISTENVERBAND  
 SCHWEIZ  
 S.D.V.

EUROPEAN ORTHODONTIC SOCIETY

Berlin 2007  Berlin 2007

www.eos2007.de



Berlin Philharmonic Hall - ©Schirmer/Berliner Philharmoniker



The Reichstage - © Berlin Tourist Board



Brandenburg Gate - ©Berlin Tourist Information



Konzerthaus - © Berlin Tourist Information

We have come full circle since we are returning to the city where the EOS was founded in 1907 to celebrate our 100<sup>th</sup> anniversary. On that occasion there were 10 members – today our membership stands at 3,152 and continues to grow.

We have no doubt that this will be an occasion you will not want to miss – either the scientific or the social programme, and we hope as many of our members as possible will be able to attend this celebration.



Reggie Miethke and Hansine Borchers

## HONORARY TREASURERS OF THE EOS

1908	Secretary/Treasurer	Lee A Watling
1909-1912	Secretary/Treasurer	William G Law
1913	Secretary/Treasurer	Petrus Jacobus Joseph Coebergh
1914-1923	Treasurer	Alexander Lander Hipwell
1924-1928	Treasurer	Ernest Frank Day
1929-1947	Treasurer	Oscar John Henry
1948	Treasurer	E Stuart Smith
1949	Treasurer	John Frederick Pilbeam
1951-1955	Treasurer	Stanley Edwin Wallis
1956-1973	Treasurer	Herbert E Wilson
1974-1986	Treasurer	Maurice A Kettle
1987-1991	Treasurer	Jeffrey S Rose
1992-2001	Treasurer	Raymond Edler
2002-	Treasurer	Andrej Zentner

### **Ernest Frank Day**

Dr Day received his LDS RCS in 1895 and DDS of the University of Michigan in 1896. It is believed that he died in 1951

### **Oscar John Henry**

(Photographs and information courtesy of Peter H Henry, PhD of Columbia, Maryland, USA, grandson of Oscar John Henry)

Dr Henry was born in Rockford, Illinois, USA in 1875 and graduated from Harvard Dental College in 1899,. He practised in Leipzig, Germany until 1917 where he was known as Oscar J Heinrich. He had a country home in Gaschwitz. He left Gemany in 1917 and changed his name back to Oscar John Henry. He subsequently set up a practice in London where he died in 1948.



Dr Henry in his practice (next to the Central Theatre) in Leipzig Germany, circa 1914.



Oscar Henry with his eldest son (Howarth) and dog 'Tiny'.



Oscar Henry during a last visit to his son, James P. Henry, MD, Ph.D in Pasadena, California, USA in 1947

**E Stuart Smith**

No information available.



### **John Frederick Pilbeam**

Dr Pilbeam obtained his L.D.S. R.C.S. (Eng) in 1922. He was a resident of Tonbridge, Kent. He was alive in 1953 when he had an article published in the BSSO.

### **Stanley Edwin Wallis**

Dr Wallis died on the 17<sup>th</sup> October 1964 at the age of 63. He entered dentistry as a technician and as a mature student after WWI. His mentor was Edgar Tomes. He was one of the first students to attend the new Dental School at King's College Hospital, London which opened in 1924 and obtained his LDS in 1926. He worked there as a clinical assistant up to the time of his death.

He was a devout nonconformist who gave his self unstintingly to the service and work of his Church. He was president of the Christian Dental Fellowship at the time of his death.



Far right: **Herbert Wilson (1914-1985)**

Dr Wilson, LDS, DDO, DOrth, was a former Consultant Orthodontist to the London Hospital and from 1955 held the position of Honorary Treasurer of the EOS. He was a past President of the BAO. As

Honorary Treasurer of the EOS he worked assiduously during a difficult period when international currency was unstable and when, at the same time, the Society was growing rapidly. His obituary states that he had the ability to liven up any social gathering—perhaps by bringing out his mouth organ, which always seemed to be in his pocket. When he completed his term of office as Treasurer, he was elected Vice-President and subsequently became Life Vice-President.

After his retirement he developed his hobby of painting, becoming no mean artist and two of his paintings were on display in the church where his funeral service was held.



**Maurice A Kettle (1916- )**

Dr Kettle, FDS RCS, LDS RCS. D.Ortho, trained and qualified at Guy's Hospital. He was Consultant Orthodontist and Oral Surgeon at King's College Hospital until 1981 and in private practice in Harley Street until 1966. He was honorary treasurer of the Medical Protection Society. In his honour the Maurice Kettle prize for orthodontics is awarded by King's College London.



**Jeffrey Rose (1924- )**

Dr Rose undertook his undergraduate education at Guy's Hospital. He obtained his B.D.S. (Hons.) (U.Lond.) in 1946; L.D.S. R.C.S. (Eng.) in 1946; F.D.S. R.C.S. (Kings) in 1953 and D.Orth. R.C.S.



(Eng.) in 1955. He was Consultant Orthodontist at The London Hospital (1967). He was an Honorary Auditor of the EOS from 1956 to 1970, and then Honorary Treasurer.



**Raymond Edler (1946- )**

Dr Edler is currently lead orthodontist to the cleft service based at Guy's Hospital, London and in private orthodontic practice in Richmond, Surrey. He was formerly consultant orthodontist at the Norman Rowe maxillo-facial unit, Queen Mary's Hospital, Roehampton, London.

His clinical and research interests are in interdisciplinary/surgical orthodontics and in facial aesthetics. He is currently chairman of Consultant Orthodontists Group (BOS). He was editor of the British Journal of Orthodontics (1991-1995).



**Andrej Zentner (1960- )**

Dr Zentner obtained his BDS (University of Liverpool) in 1987 and PhD (University of Liverpool) in 1992. His specialization in orthodontics was obtained in 1995 (Rhineland-Palatinate Dentists Chamber) and Habilitation in 1998 (University of Mainz). He was appointed Fellow of Dental Surgery of the Royal College of Surgeons of England in 2001 and Professor, Academic Centre for Dentistry Amsterdam in 2003.

## SECRETARIES OF THE EOS

1908	Secretary/Treasurer	Lee A. Watling
1909-1912	Secretary/Treasurer	William G. Law
1913	Secretary/Treasurer	Petrus Jacobus Joseph Coebergh
1914	Secretary	Gustav Johannes Lind
1922	Secretary	James Thompson Quintero
1923	Secretary	George B Stewart
1924	Secretary	John Rogers Merrill
1925-1930	Secretary	Alfred Cookman Lockett
1931-1939	Secretary	George Fredrick Cale-Matthews
1947-1949	Secretary	Leonard Russell Marsh
1950-1956	Secretary	Norman Gray
1956-1972	Secretary	David Philip Walther
1972-1974	Acting Secretary	William John Ballantyne Houston
1975-1983	Secretary	William John Ballantyne Houston
1984-2001	Secretary	James Percy Moss
2002-	Secretary	Luc Dermaut

### **George B Stewart and John Rogers Merrill**

No information available.



**Leonard Russell Marsh (1869-1957/58)**

Dr Marsh was born in Sanilac, Michigan, USA, the son of William Marsh, a Canadian).



**Norman Gray (?-1966/67)**

Dr Gray, FDS., HDD., D'Orth., was born at the end of the 1800's. He enlisted in the RAMC early in World War I and was present at the Gallipoli landings. On demobilisation he commenced his dental studies at Liverpool University and gained his basic qualification at the end of 1922. He had a practice in Eastbourne until 1943 when the surgery sustained a direct hit during the air raids on the town in 1943. On the introduction of the Health Service, he was consultant dental surgeon to the Eastbourne group of hospitals.

Early in his career he attended the Angle School in America. He was one of the few people in the UK who had the skill to construct appliances using gold wire. He was a Past President of the BSSO and was made an honorary member of that Society in 1962. During the time when he was secretary of the EOS after WWII he was largely responsible for reorganising the Society after its inevitable disruption during the war.



**David Philippe Walther (1909-1973)**

Dr Walther was the son of David Rodolphe Philippe Walther (1882-1952), also a medical practitioner. His qualifications were LDS (1934), MRCS/LRCP (1941) MDS (University of London, 1964) and FDSRCS (1965). He was listed in the Medical Register as a resident of Bridgnorth, Shropshire at the time of his death. He was married to Roberta Brooks and they had two children, Robert Phillippe and Phillipa.

He was Professor at the Royal Dental Hospital Leicester Square and the author of Walther's notes.



## HONORARY EDITORS OF THE EJO

1925-1927	Editor	Edward D Barrows
1928-1947	Editor	Oscar John Henry
1948-1949	Editor	Kathleen Corisande Smyth
1951-1952	Joint Editors	Kathleen Corisande Smyth/William Russell Logan
1953-1954	Joint Editors	Kathleen Corisande Smyth/G E M Hallett
1954-1961	Editor	G E M Hallett
1962-1967	Editor	Peter Tomas Burke
1968-1983	Editor	John Cook
1984-1991	Editor	William John Ballantyne Houston
1992-1993	Editor	James Richard Ewart Mills
1994-	Editor	Fraser McDonald

### Oscar John Henry

No information could be found other than he had a practice at 9 Chandos Street London W1 and died in 1948



### Kathleen (Corrie) Corisande Smyth (1902-1953)

Dr Corisande Smyth, F.D.S, RCS (Eng) entered the Royal Dental Hospital just after the WWI. As a student she was an Entrance Scholar and won the prize in Dental Anatomy in her year, and also the certificate for Dental Surgery. She was a House Surgeon in 1923 and was appointed Orthodontic Demonstrator in 1930, Assistant to the Director of Orthodontics Department in 1935, and after a period of private practice she returned to the Royal Dental Hospital in 1951 as Reader of Orthodontics. In 1943 she was appointed to the Hertfordshire County Council School Dental Service to inaugurate an orthodontic service, which was handed over later as a running concern.

Her writings were many and varied. Shortly after qualifying she compiled the complete biography for Sir Norman Bennett's 2nd edition of the Science and Practice of Dental Surgery. She made a big contribution to orthodontic research and literature. Amongst her better known works were the following: Anthropometric research for the Dental Committee of the Medical Research Council in collaboration with Dr Matthew Young; Anthropometric research in Dublin under Professor Friel;

Research on the Bidford collection of Anglo-Saxon skulls in Birmingham with the help of Professor Brash.

She served as Councillor and Programme Secretary and Librarian to the BSSO and was a most active member of the EOS of which she served as Editor of the Transactions. At the 29th Congress of the EOS held in Monte Carlo, she read the opening paper in conjunction with Dr Greer Walker on 'Orthodontic prognosis with particular references to agenesis of the mandible' where it was obvious to all that she was speaking with great difficulty. A year previously she had undergone a serious operation at Guy's Hospital, but no one at Monte Carlo had any concept that she had less than three weeks to live.



### **Peter Thomas Burke (1922-1960)**

Dr Burke was born in Tredegar, South Wales. He came from a family well steeped in the dental profession. His father and several uncles were all dental surgeons. . In 1936, the family moved to Baldock in Hertfordshire and Dr Burke attended St Michaels College in Hitchin. In 1940 he was called up to the RAF and served in North Africa, the Middle East, Italy and Yugoslavia before being discharged in 1946.

Like a lot of young service men at the end of WWII, he was quite uncertain as to his future. It was his own father who advised that the dental profession might be an option. Dr Burke trained at Guy's Hospital for six years before qualifying in 1952. At that time he also met his future wife, Joan, and they married in 1953. He worked in practice in Baldock until his retirement in 1988.



**John Thornton Cook (1926 -2006)**

Dr Cook was born in Wallsend-on-Tyne. After qualifying in 1948, he was appointed as a House Surgeon gaining experience in several aspects of the profession. In 1949 he joined the Royal Army Dental Corps to do his National Service and after basic training at Aldershot and a short period at Tonfanau in Wales, he spent the rest of his two year commitment in Austria. On returning to England it was in general practice in Wellingborough that he felt drawn to orthodontics. He became a School Dental Officer at Seaton Delaval, Northumberland, for two years until a Registrar post became available at the Newcastle Dental Hospital in 1953. In 1955 he was appointed Senior Registrar in Orthodontics at the same hospital. In 1958 he took up the post of Consultant Orthodontist at Middlesbrough, a post he held until he retired in 1988.

In addition to the heavy clinical workload he was very much involved in hospital committee work at district, regional and national levels, and in international orthodontic activities, usually in a leading role. He had an interest in academic dentistry and also in the training of future specialists. He sat on numerous committees in his lifetime, but it was as Editor of the Transactions of the European Orthodontic Society from 1968-1978 and editor of the EJO from 1979 to 1985 that he made his greatest contribution to international orthodontics.



**James Richard Ewart (Dick) Mills (1922-1995)**

Dr Mills, F.D.S., RCS, D'Orth, was born in Offerton, Cheshire. He attended Stockport Grammar School and then the University of Manchester. Even as an undergraduate he had an interest in orthodontics and on qualifying he worked with Harold Watkins who was responsible for all orthodontic teaching at Manchester and Liverpool. Following a period of national service in the army, during which he served in India and Burma, he took up a post as registrar in Liverpool and in 1949 he was appointed assistant lecturer at Manchester. In 1957 he moved to the Eastman Dental Hospital where in 1972 he was appointed head of the orthodontic department where he remained until his retirement in 1987. He then continued to work on a voluntary basis at UMDS and assisted Bill Houston.

Dr Mills wrote the textbook 'Principles and practice of orthodontics'. He was editor of the BSSO, President of that Society in 1971 and Northcroft Lecturer in 1982. He was an Honorary Member and received a Distinguished Service Award from the BSSO and the Ballard Medal from the Consultant Orthodontists Group. He was an Honorary Guide for the City of St Albans and gave lectures on the history of the area.



Dick Mills and staff of the Eastman Dental Hospital





**Fraser McDonald (1957- )**

Dr McDonald, BDS, MSc, PhD, FDS, MOrth, FFDRCSI, FIBiol, CBiol., obtained his undergraduate qualification at Birmingham University in 1980. After three years in general dentistry he undertook the orthodontic training programme at the Royal Dental School, London under the supervision of Professor William Houston. On completing his degree of Master of Science he was appointed lecturer in Oral Biology integrating physiology and orthodontics in the University of London. He is currently Professor and Head of the Department of Orthodontics at the Dental Institute of King's College London.

The journal was published from 1908 to 1914 by Oesterr.-Ungar, Vierteljahrsschrift für Zahnheilkunde, Vienna, Austria, from 1922 to 1938 by The Dental Manufacturing Company, London W1, in 1939 by Bonner Universitäts-Buchdruckerei Gebr. Scheur, Germany, from 1947 to 1978 by Albani, The Hague, Netherlands, from 1979 to 1986 by Churchill Livingstone, and from 1987 to the present time by Oxford University Press.

## THINGS YOU MAY NOT KNOW ABOUT THE EOS

Professor Etienne Fernex, who was President of the EOS in 1957, is the oldest member of the Society, having been born in 1904. Professor L Baume of Switzerland, Honorary Member, who joined the Society in 1939, is the longest serving member.

The EOS is not only a Society of individual members but also of families.



Fredrik, Anders and Jan Lundström - three generations of orthodontists

A number of our members have also found their future partners at the Congresses, and the following is the information provided by Sheldon and Leena Peck on how they met.



Leena and Sheldon Peck, Boston wedding, April 1986;



20th wedding anniversary, 2006.

### **Orthodontist bonding at the 1973 London Congress**

On the evening of August 15, 1973, a Gala Reception took place in Royal Festival Hall, London, at the combined 49th Congress of the European Orthodontic Society and 3rd International Orthodontic Congress. During the socializing, Beni Solow was chatting with his friend Sheldon Peck, a young guest speaker from Boston. Beni asked Sheldon if he were planning to attend the traditional formal banquet later in the meeting. Sheldon replied he was not (Americans even then were not tuned in to black-tie events). Beni remarked that was too bad since he had hoped his Boston friend would be able to escort a Finnish friend of his to the banquet. Sheldon asked him if the Finn, a young woman who was a new EOS member, was at the party. Beni then pointed her out at the other side of the room. Sheldon reached for his glasses, looked intently, and without taking his eyes off her, excitedly said, 'Beni, I'm available!'

Beni introduced Sheldon to Leena Nuottamo that evening. Leena and Sheldon recall a marvellous time shared a couple of days later at the formal banquet. They danced away much of the evening together. Years passed, but neither forgot that special EOS-IOC evening in 1973. In 1985, in serendipitous fashion, they were reunited in Boston at another orthodontic meeting. The moment was perfect for both of them. Six months later, Leena and Sheldon were married Boston, and they have thrived there ever since. Leena has remained a loyal EOS member and the Pecks also have a beautiful home in Finland, which they enjoy on vacations with their two children.

## THINGS THAT GO WRONG

Having read the reports of the various meetings it is clear that one of the main highlights of the Congress is being able to visit a different country. However, whilst the President of the country arranges the meeting, the office of the Society has to be moved annually to each event. The cases are packed and, in view of previous experience, are sent by courier at least one month in advance. However, various problems occur.

When the staff arrived for the meeting in Prague the cases were no where to be found. Following desperate telephone calls it was found that they had not left the depot in London. The Honorary Editor, who is ever resourceful, eventually retrieved the cases and set out for the airport with 75 kgs of luggage. On arriving at Heathrow he informed the staff on the desk that he was 'overweight' whereupon the lady concerned replied 'Aren't we all'. His answer was that she was a 'mere slip of a thing'. Charm certainly went a long way since he was not charged for the excess baggage!

For the meeting in Aarhus it was decided to change couriers in the hope that no further problems would be experienced. On checking whether the cases had arrived it appeared that only one had been delivered together with a cardboard box. When this was opened it was discovered that it contained outfits for a girl marching band. Whilst the thought did cross our minds that we could give these to the recipients of the various awards instead of certificates, the other case was eventually located in another town in Denmark.

The venues also on occasions cause problems. On arriving for the meeting in Crete it was found that the 'new' Congress complex was not quite finished – there was no carpet, no windows, no blackout in the lecture theatre, etc. We were assured by Professor Adamidis that this was not a worry which proved to be the case since as each room was required it was miraculously ready for use.

In Aarhus the trade exhibition and posters were sited in a marquee which was fine when the Congress took place in the heat of Valencia, but Denmark in June is another matter. Following torrential rain the tents were flooded and the ducks vacated the pond on the university campus and took up residence.





Jakob Jørgensen undertaking the clearing up operation

Did you attend the meeting in Vienna? Was this a prize in a raffle or a great piece of advertising?



## Appendix

### ERNEST SHELDON FRIEL MEMORIAL LECTURERS

1974	Kalevi Koski
1975	J M Tanner (University of London)
1976	A Petrovic
1977	S Pruzansky
1978	Coenraad F A Moorrees
1979	James A McNamara
1980	Arne Björk
1981	Benjamin C Moffett
1982	Margarethe Hotz
1983	Anders Lundström
1984	Egil Harvold
1985	Björn Kurtén
1986	Per Rygh
1987	David Poswillo
1988	D Picton
1989	C Schulze
1990	Birgit Thilander
1991	Milan Markovic
1992	Don Woodside
1993	Meropi Spyropoulos
1994	Bengt Ingervall
1995	Jean Delaire
1996	Mark Ferguson
1997	Bjørn Zachrisson
1998	Gottfried Schmuth
1999	Birte Melsen
2000	Beni Solow
2001	Jüri Kurol
2002	James P. Moss
2003	William R. Proffit
2004	Birte Prah-Andersen
2005	Irma Thesleff
2006	Peter Diedrich
2007	Frans van der Linden
2008	Hans Pancherz
2009	Sven Kreiborg

## **SCIENTIFIC PROGRAMMES**

### **1975 Tenerife, Spain**

1. Treatment in the mixed dentition.
2. Treatment timing in relation to local and general factors.
3. The orthodontist's role in a changing society and dental world.

### **1976 Chalkidiki, Greece**

1. Heredity, environment and malocclusion.
2. Orthodontic diagnosis and treatment.
3. Class II Division 1 malocclusion, aetiology and treatment.

### **1977 Copenhagen, Denmark**

1. Principles of assessing need for orthodontic treatment.
2. Mandibular overjet (mesio-occlusion): interceptive and corrective treatment.
3. The role and responsibility of the orthodontist in the care of patients with craniofacial malformations.

### **1978 The Hague, The Netherlands**

1. Stability after orthodontic treatment.
2. An interesting case.

### **1979 Barcelona, Spain**

1. Implications of the muscle function in orthodontic diagnosis and treatment.
2. Relating orthodontic treatment and growth.
3. Orthodontics of the future: technology or biology?

### **1980 Paris, France**

1. Alveolar and basal bone response to orthodontic treatment.
2. How much cephalometric analysis is truly clinical in 1980.
3. Meeting mass demand for orthodontic treatment.

### **1981 Göteborg, Sweden**

1. Influence of orthodontic treatment on dentofacial growth.
2. Long term results of orthodontic treatment, with special reference to lower incisor crowding and relapse.
3. Co-operation between orthodontics and other disciplines in the treatment of adolescent and adult patients.

### **1982 Bonn, Germany**

1. Tipping and torquing incisors - indications: the resultant changes in the tissues and the occlusion - hazards.
2. Differentiation between dento-alveolar and skeletal deviations therapeutic significance.
3. Mode of action of functional appliances in interceptive orthodontics.

### **1983 Geneva, Switzerland**

1. Different approaches to interceptive treatment in deciduous and mixed dentition.
2. Interrelation between orthodontics and TMJ physiology and pathology
3. Recent improvements in computerized office management.

### **1984 Florence, Italy**

1. The role of the soft tissues in the aetiology of malocclusion.
2. Post-treatment occlusal problems in skeletal Class II and Class II cases.
3. Recent developments in orthodontic techniques.
4. The causes of relapse in treated orthodontic cases.

### **1985 Helsinki, Finland**

1. Form and function.
2. Clinical significance of experimental research.
3. Genetic and craniofacial development.
4. Cephalometrics: use and abuse.

### **1986 Madrid, Spain**

1. Orthodontics and its relation to scientific advances in medicine, technology and odontology
2. Diagnosis and treatment of intermaxillary disturbances
3. Inhibition and stimulation of craniofacial and osseous growth

### **1987 Rhodes, Greece**

1. Craniofacial anomalies
2. Fixed appliances today; possibilities and limitations
3. Temporomandibular joint and orthodontics

### **1988 London, U.K.**

1. Orthodontic treatment for adults
2. Supporting structures of the teeth

### **1989 Würzburg, Germany**

1. The justification for orthodontic treatment
2. Compliance in orthodontics
3. Orthodontic treatment and the science of tomorrow

### **1990 Copenhagen, Denmark**

1. Functional factors in facial development
2. Vertical control in orthodontic treatment



**1991 Bled, Yugoslavia** (Conference not held)

1. Malocclusion and oral health
2. Genetics
3. Fixed versus removable techniques.

**1992 Venice, Italy**

1. The evaluation of treatment and outcome
2. The orthodontic management of vertical deficiency
3. Orthognathic surgery - New developments and clinical implications

**1993 Stockholm, Sweden**

1. Orthodontics as health care
2. New orthodontic methods and materials
3. Biological effects of orthodontic materials

**1994 Graz, Austria**

1. The clinical value of technological developments in the documentation, diagnosis and treatment of patients and orthodontic research
2. The diagnosis and orthodontic treatment of Class III malocclusion in different age groups and the assessment of the stability of the results

**1995 Bergen, Norway**

1. Integrated orthodontic care. Co-operation with other specialities
2. Early treatment of severe Angle Class II and Class III malocclusions
3. Biologic mechanisms in orthodontic tooth movement. Better knowledge/better orthodontics?
4. Three-year orthodontic postgraduate education in Bergen. Site visit (multilingual)

**1996 Brighton, U.K.**

1. Craniofacial anomalies
2. Early treatment Class II and Class III malocclusions
3. Interdisciplinary orthodontic treatment

**1997 Valencia, Spain**

1. Clinical decisions based on scientific data
2. Searching for stability
3. How to enhance dental aesthetics
4. Non-compliance therapy: new technology

**1998 Mainz, Germany**

1. The neuromuscular system and its significance for orofacial anomalies and their treatment
2. The vertical dimension of anomalies: aetiology, diagnosis and therapy
3. *In vitro* and *in vivo* investigations of tissue reactions in dentofacial orthopaedics and orthodontics

### **1999 Strasbourg, France**

1. Appraisal of the face: from the two-dimensional analysis to the three-dimensional reconstruction.  
From the study of facial proportions to video-imaging, 3D-computer tomography and optical laser scanning
2. Implants and orthodontics
3. Interceptive orthodontics and randomized clinical trials

### **2000 Crete, Greece**

1. Class II division 2 malocclusions: diagnosis, treatment, and stability of results
2. Orthodontics and the temporomandibular joint
3. Recent developments in cleft lip and palate (aetiology and treatment)

### **2001 Ghent, Belgium**

1. Orthodontics in a multidisciplinary approach: possibilities and limitations
2. Iatrogenic effects in orthodontic treatment
3. Disturbances in occlusal development: aetiology, diagnosis and therapy.
4. Biomechanics in orthodontics

### **2002 Sorrento, Italy**

1. The choice between orthodontics and surgery in borderline cases
2. The definition of the anterior limit of the denture
3. Lingual techniques as a real daily alternative
4. Use and abuse of diagnostic tools

### **2003 Prague, Czech Republic**

1. Evidence-based medicine in interceptive orthodontic treatment: cost-effectiveness, long-term results.
2. Open bite – aetiology, development, age for treatment, long-term results.
3. Missing incisors (agenesis, trauma).

### **2004 Aarhus, Denmark**

1. The role of biomechanics in relation to appliance design
2. Treatment planning focussing on facial aesthetics
3. The aetiology of malformations and bio-behavioural reactions to orthodontic treatment

### **2005 Amsterdam, The Netherlands**

1. Craniofacial biology
2. Interdisciplinary treatment
3. Cephalometric alternatives
4. The digital decade

### **2006 Vienna, Austria**

1. Occlusion and temporomandibular disorders
2. Controversies in orthodontic concepts
3. Tissue reaction during orthodontic therapy
4. Evolution and ageing of man and individual variations.

## **2007 Berlin, Germany**

1. Accomplishments in orthodontics within the last 100 years
2. CAD/CAM and IT in orthodontics
3. Failure, relapse and retention

**RESEARCH ESSAY AWARD/HOUSTON RESEARCH AWARD WINNERS**

<b>1980</b>	Essay	Martin Breivik	Norway
	Essay	Hansueli Luder	Switzerland
	Essay	William C Shaw	U.K.
<b>1981</b>	Essay	Rainer Roth	West Germany
	Essay	Christer Engström	Sweden
<b>1982</b>	-		
<b>1983</b>	Essay	Tuomo Kantomaa	Finland
<b>1984</b>	-		
<b>1985</b>	Essay	Dietmar Segner	West Germany
<b>1986</b>	Essay	Fraser McDonald	U.K.
<b>1987</b>	Essay	Andrew Toms	U.K.
<b>1988</b>	Essay	Hugo De Clerk	Belgium
	Essay	Stavros Kiliaridis	Sweden
<b>1989</b>	-		
<b>1990</b>	Essay	Lindsay Winchester	U.K.
<b>1991</b>	-		
<b>1992</b>	Oral	Stephen Richmond	U.K.
	Oral	Christina Scheijmans	Netherlands
	Poster	Allison De Bie	Belgium
<b>1993</b>		I Laveryns	Belgium
		Riitta Pahkala	Finland
<b>1994</b>		David R Young	U.K.
		David P Rice	U.K.
<b>1995</b>	Oral	Axel Bumann	Germany
	Poster	Madjid Gordjestani	Belgium
<b>1996</b>	Oral	S R Turner	U.K.
	Poster	D J Hills	U.K.
<b>1997</b>	Oral	Sabine Ruf	Germany
	Poster	Juan Perez Varela	Spain
<b>1998</b>	Oral	Nichola Price	U.K.
<b>1999</b>	Oral	Carlaberta Verna	Denmark
	Poster	Nicholas Turnbull	U.K.

<b>2000</b>	Oral	Tomaz Gedrange	Germany
	Poster	Edmund Rose	Germany
<b>2001</b>	Oral	Myriam Delatte	Netherlands
<b>2002</b>	Oral	Fiona Leung	(Hong Kong)
	Poster	Atinooch Chayanupatkul	(Hong Kong)
<b>2003</b>			
<b>2004</b>			
<b>2005</b>	Oral	Alexander Dudic	(Switzerland)
	Poster	Solveig Jónsdóttir	(Netherlands)
<b>2006</b>	Oral	Shivani Patel	(U.K.)
	Poster	Cesare Luzi	(Denmark)
<b>2007</b>	Oral	Rui Xie	(Netherlands)
	Poster	Nazan Adali	(U.K.)

**W J B Houston Scholarship**

1977 David Rice of the U.K. to attend the University of Helsinki, Finland

2001 Shirley Cox of the U.K. to attend the University of North Carolina, USA  
Carlaberta Verna of Italy to attend the University of Aarhus, Denmark

2004 Mervyn Chin of the U.K. to attend the University of Groningen, The Netherlands

## Appendix

### BENI SOLOW AWARD WINNERS

2001 Thilander B, Odman J, Lekholm U Orthodontic aspects o the use of oral implants in adolescents: a 10-year follow-up study. EJO 23, 715-731

2002 Becktor K B, Bangstrup M I, Rolling S, Kjær I Unilateral or secondary retention of permanent teeth, and dental malformations. EJO 24, 205-214



2003 Weiland F Constant versus dissipating forces in orthodontics: the effect on initial tooth movement and root resorption. EJO 25, 335-342



Birte Melsen presented the Beni Solow Award to Frank Weiland of Austria

2004 Verna C, Dalstra M, Lee T C, Cattaneo P M, Melsen B Microcracks in the alveolar bone following orthodontic tooth movement: a morphological and morphometric study. EJO 26, 459-467.



Top: Carlberta Verna, Michel Dalstra and T Clive Lee. Bottom: Paolo Cattaneo and Birte Melsen

2005 Pirttiniemi P, Kinwoman T, Mäntysaari R, Pykaläinen A, Krusinskiene V, Laitala T, Karikko T The effects of early headgear treatment on dental arches and craniofacial morphology: an 8 year report of a randomized study. EJO 27, 429-436



Top: Pertti Pirttiniemi, Tuomo Kantomaa, Raimo Mäntysaari, Aila Pykaläinen. Bottom: Viktorija Krusinskiene, Timo Laitala and Jaana Rusanen (nee Karikko)



## Appendix

### PREVIOUS POSTGRADUATE COURSES AND SPEAKERS

#### Crete, Greece – 2000

Title: Normal and pathological prenatal craniofacial development  
Speaker: Inger Kjær  
Title: Cleft lip and palate: postnatal growth and clinical implications  
Speaker: Anne Marie Kuijpers-Jagtman

#### Ghent, Belgium – 2001

Title: Adhesives and biomechanics  
Speakers: G DePauw, Birte Melsen, R Verbeeck, R Koning, L Trimpeneers

#### Sorrento, Italy – 2002

Title: The state of the art in interceptive orthodontics  
Speakers: Lorenzo Franchi, Tiziano Baccetti, Alberto Caprioglio, Letizia Perillo, Francesca Miotti and Mauro Gandolfino

#### *Prague, Czech Republic – 2003*

Title: Treatment planning and stability  
Speakers: Jon Årtun and Anne Marie Kuijpers-Jagtman  
Title: Current advances in orthodontic/dentofacial orthopaedic biology  
Speaker: Efthimia Basdra

#### Aarhus, Denmark – 2004

Title: Computerized orthodontic treatment planning and mechanics design  
Speaker: Giorgio Fiorelli  
Title: A discussion of contemporary orthodontics  
Speaker: Lysle Johnston

#### *Amsterdam, The Netherlands – 2005*

Title: Biology of orthodontic tooth movement  
Speaker: Jaap Maltha  
Title: Basics of cleft lip and palate treatment  
Speaker: Christos Katsaros

#### Vienna, Austria, 2006

Title: Searching for excellence in orthodontics  
Speakers: Björn Zachrisson

#### Berlin, Germany - 2007

Title: Treatment principles of patients with Angle Class II division 1  
Speaker: Sabine Ruf

## ASSISTANCE TO EASTERN EUROPEANS

One of the first to benefit under this scheme was Dr Nina Samoylova (Bondarets) from Russia who was appointed to the Council of the EOS in 2006. The report she submitted to the EOS following her visit is reprinted below:

'In 1994 I was awarded an EOS scholarship to visit the U.K. for a period of one month. I attended the Department of Orthodontics and Children's Dentistry, Guy's Hospital, University of London, which is situated on the 22nd floor of Guy's Tower with a beautiful panoramic view of the city.

A comprehensive programme was arranged which helped in my understanding of the dental health care and education systems in the U.K. I had the opportunity to participate in a clinical and research community, to meet scientists with worldwide reputations in the profession and to develop my theoretical knowledge and clinical skills.

During the three-year postgraduate training course each student has to treat approximately 100-120 patients from the very beginning until the end of treatment under the supervision of an experienced consultant. I was deeply impressed that the students were not simply passive recipients of information – they were required to think creatively and independently, to analyze and synthesize, to identify problems and develop solutions, and to exercise judgment. The manual skills and special knowledge were combined with a fully formed understanding of medical principals. The postgraduate education in Russia was different. Usually the consultants treated the patients and explained the sequence of clinical procedures to the students, who stood around the chair. I was introduced to the Erasmus Programme for postgraduate orthodontic education. On my return to Russia I translated the programme into Russian and this was published in 'News in Dentistry' No. 1, 1995, which helped to define the direction for development of our system of orthodontic education. This programme is now under discussion at meetings of the Russian Orthodontic Association and the Ministry of Health of the Russian Federation.

I liked the system of combined clinics at Guy's: cleft clinic, joint periodontal-orthodontic clinic, orthodontic-maxillofacial surgery clinic. Instead of sending patients to different specialists and, after collecting the consultation papers, making the diagnosis treatment plan, the multidisciplinary team gathered together to examine the patient and discuss all the problems concerning the treatment plan, sequences of the treatment procedures and finishing result. The cleft palate centre dealt with all aspects of oral health as well as the total care of children as individuals. One day was spent in the joint periodontal-orthodontic clinic at Guy's. Enamel stripping, which had just been suggested as an alternative method to extractions, was discussed from the point of periodontal health and I received advice on the best retention for patients with periodontal disease.

I was fortunate to attend an operating theatre during a double jaw osteotomy. The patient, a male 54 years of age, had a skeletal Class III malocclusion. Before the surgery, I wondered what purpose this operation would serve and if it was really necessary for him to undergo this serious intervention, but the result was wonderful and, when the patient became aesthetically pleasing in just two and a half hours I had to agree that it made sense at any age.

The next day was spent in the combined orthodontic-orthognathic clinic. I had the possibility to evaluate the long-term results at least one year after treatment. I was so impressed that I asked if a Russian maxillofacial surgeon could be invited to London. Alexander Shamsudinov subsequently attended Guy's Hospital for two weeks. We now have several combined orthodontic-maxillofacial clinics in our country as a result of which maxillofacial reconstruction and treatment of patients with facial deformity and abnormalities of the jaws has become more predictable and successful.

On my last day at Guy's I gave a lecture to the postgraduate students on diagnosis, facial growth analysis and multidisciplinary clinical management of severe hypodontia in isolation and in combination with other symptoms of ectodermal dysplasia syndromes.

During my stay in London, visits were arranged to other hospitals. I attended the Eastman Dental Institute, which is a unique centre in the U.K dedicated solely to training postgraduates where I received further training in the use of fixed appliances and of the different systems and prescriptions. This method was new for Russia and there was limited literature, as all our international connections were restricted to Eastern European countries and our scientific-research collaboration was mainly with Professor Rolf Fränkel and his clinic in the former German Democratic Republic. Thus functional appliances, bionators, activators and a wide variety of removable appliances were often used in Russia. On rare occasions when a patient returned from abroad with brackets on the teeth we were able to observe the unique results achieved. At that time we had no way of obtaining knowledge on this appliance and had to gain our own experience and to learn from our own mistakes. In the 1980's the first fixed appliances produced in Russia appeared - the standard edgewise. My visit to the West enabled me to perfect my understanding and management of the technique. I attended the tyodont course. I also gained knowledge of new functional appliances and the Twin-Block and observed the clinical stages and the dental technical laboratory procedures. On my return to Russia we started to use them in our Department.

As I am particularly interested in the problem of dental rehabilitation of children and adolescents with severe congenital hypodontia it was especially helpful for me to visit the hypodontia clinic at the Eastman where the multidisciplinary treatment procedures included orthodontic-restorative treatment using implants and conventional prostheses as well as, where indicated, maxillofacial reconstruction. The possibility of using implants in young patients was and still is a matter of great concern.

It was also very interesting and useful for me to spend a day in the combined maxillofacial clinic at University College Dental Hospital. I was introduced to three-dimensional analysis of the face using optical scanning techniques which helps in visualizing and manipulating the data for evaluating the results of orthognathic surgery or functional method of treatment. I was examined using this non-invasive method and shown how to manage the data. I consider this method is very prospective in a number of different ways and will help to solve complex clinical problems.

I also spent a half-day at the Royal London Hospital learning about cephalometrics in orthodontics. I was shown how to manage the computer program for evaluating cephalograms and introduced to tensor analysis. I was also invited to attend the theoretical courses for postgraduate students at the Royal London. These refresher courses provide an opportunity to keep in touch with current views and recent advances in relevant subjects by means of practical work, lectures and demonstrations, auxiliary training, facilities, information. There are four lecturers who take into account that it is not possible to listen attentively to one person more than 40 minutes. Each lecturer therefore spoke for approximately half an hour. At the end of each report there was a short discussion and questions. Each lecturer had their own manner of teaching and tone of voice, enabling the students to listen and work actively all day long without any tiredness. Another positive thing is that the teachers showed not only excellent results but also the mistakes that could take place during orthodontic treatment. I was so impressed that I helped to organize the same courses in Russia with speakers from the U.K.

I also attended several private dental clinics. Private practices had only just started in Russia and it was good experience for me. Beside that, from each clinician I have taken a lot of 'little ideas' for every day practice. Dentistry in total and orthodontics in particular, are less commercial in the U.K. because of the National Health Care System. British orthodontists use in their practice a broad spectrum of orthodontic appliances including functional constructions according to the patient's age and type of malocclusion. It does not matter whether the orthodontist works for the state or in a private.

I attended the Study Circle at the Brook Hospital, the main aim of which is to help orthodontists find the most acceptable orthodontic solution for difficult patients. Each orthodontist presented his case for discussion, including facial photographs of the patient, profile and intraoral views, diagnostic models, panoramic radiograph and lateral cephalogram. Three competent experts evaluated each case and suggested their preferable ways of treatment. The audience is allowed to take part in the discussion and make contributions to the optimal decision. I consider this voluntary club of orthodontists is the most efficient form of exchanging knowledge and experience. I was filled with admiration. We are trying to organize the same clubs of orthodontists in the big cities and local regions of our country.

There were extensive opportunities for research and clinical studies with a wide range of advanced facilities, clinical trials of the latest materials, well-equipped research laboratories and latest techniques. Beside that to live and work in London is both a challenge and a delight and offers tremendous opportunities: national libraries, museums, art galleries and culture centres, theatres, opera, ballet. By the end of the month my English was much better, I improved my pronunciation and started to understand English jokes, proverbs and slang.

I became the first member of the EOS from Russia. Since my visit I have started to spread the knowledge I received at the advanced courses in our Department. I have published several papers in the Russian orthodontic and dental journals. There have been big developments lately in Russian orthodontics and the quality of teaching and research has been reinforced. I, and my colleagues, now participate in the annual EOS Congresses, which has opened doors between European and Russian orthodontists. These new relationships have become very close and permit us to expand links with institutions in Europe and other parts of the world, and to collaborate and to communicate easily.

With the help of a grant from the Royal Society, a joint research project was undertaken with the Department of Orthodontic, Guy's Hospital in 1997 to examine facial growth in ectodermal dysplasia syndrome. The results of this investigation and multilevel analysis received first prize at the 14th SIDO Congress and the results were published in American journals. At the invitation of the British Orthodontic Society, I gave a one-hour presentation in 2001 in Harrogate on the 'Diagnosis, facial growth analysis and multidisciplinary clinical management of severe hypodontia case'. Such visits in my opinion help nations to understand each other better and to make the world a smaller and friendlier place in which to live.

I am indebted to the EOS for funding my visit.'

Since the introduction of the scheme, young academics from the following countries have attended universities in the West: Azerbaijan, Bulgaria, Czech Republic, Latvia, Lithuania, Poland, Romania, Russia, Serbia and Montenegro, Slovak Republic and Ukraine.



Guy's Hospital through Tower Bridge - just behind the new County Hall



Murray Meikle (Head of the Department of Orthodontis, Guy's Hospital)



Nina Samoylova, Fraser McDonald the Guy's postgraduates



Liz Horrocks, Steve Jones, Joe Noar and Nigel Hunt -Eastman Dental Institute



Nina Samoylova visting Horseguards, Whitehall (left) and Buckingham Palace (above)